

**XV Pacific Games - 6/7/2015 to 12/7/2015****Medal Count****Combined: Men + Women**

<b>Team</b>	<b>Gold</b>	<b>Silver</b>	<b>Bronze</b>	<b>Total</b>
New Caledonia	19	8	15	42
Tahiti	8	8	5	21
Papua New Guinea	7	7	11	25
Tonga	3	0	0	3
Guam	2	3	1	6
Fiji Islands	1	13	7	21
Samoa	0	1	1	2

**Men**

<b>Team</b>	<b>Gold</b>	<b>Silver</b>	<b>Bronze</b>	<b>Total</b>
Tahiti	8	8	5	21
Papua New Guinea	6	3	3	12
Tonga	3	0	0	3
Guam	2	1	1	4
New Caledonia	0	6	9	15
Samoa	0	1	1	2

**Women**

<b>Team</b>	<b>Gold</b>	<b>Silver</b>	<b>Bronze</b>	<b>Total</b>
New Caledonia	18	2	5	25
Fiji Islands	1	12	6	19
Papua New Guinea	0	3	8	11
Guam	0	2	0	2

**XV Pacific Games - 06-Jul-15 to 12-Jul-15****Results****Event 1 Men 50 LC Meter Backstroke**

Games Record:		26.05	R	30-Aug-11	Ryan Pini	Papua New Guinea	
Name	Age	Team			Prelim Time	Finals Time	
<b>A - Final</b>							
1	Pini, Ryan r:+0.82	33	Papua New Guinea		26.22	26.14	
2	Dupont, Teiki r:+0.69	19	Tahiti		26.81	26.98	
3	Goyetche, Julien-Pierre r:+0.86	22	New Caledonia		27.10	27.24	
4	Clark, William r:+0.84	22	Fiji Islands		27.76	27.94	
5	Calmettes, Kevin r:+0.66	23	New Caledonia		28.11	28.39	
6	Thompson, Gordon r:+0.72	18	Fiji Islands		28.37	28.42	
7	Stephens, Jagger r:+0.72	17	Guam		28.38	28.68	
8	Hardman, Daniel Tamatoa r:+0.69	16	American Samoa		28.58	29.30	

**Event 1 Men 50 LC Meter Backstroke**

Games Record:		26.05	R	30-Aug-11	Ryan Pini	Papua New Guinea	
Name	Age	Team			Seed Time	Prelim Time	
<b>Preliminaries</b>							
1	Pini, Ryan r:+0.74	33	Papua New Guinea			26.22	q
2	Dupont, Teiki r:+0.63	19	Tahiti			26.81	q
3	Goyetche, Julien-Pierre r:+0.74	22	New Caledonia			27.10	q
4	Clark, William r:+0.70	22	Fiji Islands			27.76	q
5	Calmettes, Kevin r:+0.61	23	New Caledonia			28.11	q
6	Tormento, Hugo r:+0.75	22	New Caledonia			28.13	q
7	Thompson, Gordon r:+0.71	18	Fiji Islands			28.37	q
8	Stephens, Jagger r:+0.86	17	Guam			28.38	q
9	Hardman, Daniel Tamatoa r:+0.63	16	American Samoa			28.58	
10	Sommers, Henere r:+0.78	18	Tahiti			28.82	
11	Probert, Carl r:+0.74	39	Fiji Islands			29.29	
12	Nadesalingam, Nathan r:+0.67	23	Papua New Guinea			29.79	
13	Pokawin, Peter r:+0.72	21	Papua New Guinea			30.24	
14	Hardman, William Tairiata r:+0.74	19	American Samoa			30.67	
15	Sugie, Takumi Fukumoto r:+0.75	17	Northern Marianas			32.47	
16	Poppe, Tanner r:+0.66	14	Guam			33.39	

## XV Pacific Games - 06-Jul-15 to 12-Jul-15

## Results

## Preliminaries ... (Event 1 Men 50 LC Meter Backstroke)

Name	Age	Team	Seed Time	Prelim Time
17 Imazu, Tommy r:+0.79	16	Guam		33.80

## Event 2 Women 100 LC Meter Freestyle

Games Record: 57.20 R 01-Sep-07 Caroline Pickering

Fiji

Name	Age	Team	Prelim Time	Finals Time
<b>A - Final</b>				
1 Terebo, Emma r:+0.64 27.28 57.46	16	New Caledonia	1:00.50	57.46
2 Buadromo, Matelita r:+0.72 28.22 58.29	19	Fiji Islands	59.36	58.29
3 Puamau, Caroline r:+0.78 27.87 58.90	35	Fiji Islands	59.33	58.90
4 Mopio-Jane, Anna-Liza r:+0.75 29.20 1:00.42	28	Papua New Guinea	1:00.87	1:00.42
5 Hidrio, Armelle r:+0.62 28.92 1:00.71	25	New Caledonia	1:00.74	1:00.71
6 Shimizu, Pilar r:+0.69 29.66 1:01.79	19	Guam	1:01.15	1:01.79
7 Tkatchenko, Savannah r:+0.65 29.46 1:01.95	15	Papua New Guinea	1:02.84	1:01.95
8 Hepler, Ann-Marie r:+0.66 30.10 1:03.33	19	Marshall Islands	1:04.13	1:03.33

## Event 2 Women 100 LC Meter Freestyle

Games Record: 57.20 R 01-Sep-07 Caroline Pickering

Fiji

Name	Age	Team	Seed Time	Prelim Time
<b>Preliminaries</b>				
1 Puamau, Caroline r:+0.80 28.34 59.33	35	Fiji Islands		59.33 q
2 Buadromo, Matelita r:+0.71 28.93 59.36	19	Fiji Islands		59.36 q
3 Rova, Cheyenne r:+0.79 28.72 59.95	20	Fiji Islands		59.95 q
4 Terebo, Emma r:+0.70 28.49 1:00.50	16	New Caledonia		1:00.50 q
5 Hidrio, Armelle r:+0.63 28.96 1:00.74	25	New Caledonia		1:00.74 q
6 Mopio-Jane, Anna-Liza r:+0.76 29.51 1:00.87	28	Papua New Guinea		1:00.87 q
7 Shimizu, Pilar r:+0.69 29.31 1:01.15	19	Guam		1:01.15 q
8 Ricarrere, Lea r:+0.75 29.58 1:01.79	15	New Caledonia		1:01.79 q
9 Tkatchenko, Savannah r:+0.63 29.78 1:02.84	15	Papua New Guinea		1:02.84
10 Vali-Skelton, Barbara r:+0.76 30.14 1:03.74	18	Papua New Guinea		1:03.74
11 Hepler, Ann-Marie r:+0.67 30.46 1:04.13	19	Marshall Islands		1:04.13
12 Chentsova, Victoria Olegovna r:+0.75 30.70 1:04.31	17	Northern Marianas		1:04.31
13 Furgeson, Colleen r:+0.74 30.18 1:06.19	16	Marshall Islands		1:06.19
14 Scanlan, Tilali Rose Leslie r:+0.70 31.42 1:07.15	15	American Samoa		1:07.15

## XV Pacific Games - 06-Jul-15 to 12-Jul-15

## Results

## Preliminaries ... (Event 2 Women 100 LC Meter Freestyle)

Name	Age	Team	Seed Time	Prelim Time
15 Daniel, Debra	24	Federated States of Micronesia		1:07.28
r:+0.71 31.20				1:07.28
16 De Jesus, Angel Felice Delos S	16	Northern Marianas		1:07.51
r:+0.67 31.63				1:07.51
17 Gomez, Mineri	14	Guam		1:08.33
r:+0.65 32.30				1:08.33
18 Panuve, Charissa Sofia	20	Tonga		1:08.47
r:+0.72 32.49				1:08.47
19 Poppe, Amanda	15	Guam		1:09.22
r:+0.81 32.04				1:09.22
20 Akiwo, Roylin	15	Palau		1:09.35
r:+0.62 31.16				1:09.35

## Event 3 Men 200 LC Meter Freestyle

Games Record: 1:50.72 R 01-Sep-07 Ryan Pini

Name	Age	Team	Prelim Time	Finals Time
<b>Finals</b>				
1 De Vos, Rahiti	19	Tahiti	1:55.42	1:51.87
r:+0.75 26.19				54.19 1:22.74 1:51.87
2 Lambert, Hugo	21	Tahiti	1:57.18	1:52.93
r:+0.71 26.06				54.31 1:23.61 1:52.93
3 Dufourmantelle, Jeremie	16	New Caledonia	1:57.83	1:54.06
r:+0.63 26.43				55.00 1:24.78 1:54.06
4 Seghers, Samuel	20	Papua New Guinea	1:54.58	1:54.09
r:+0.69 26.95				56.20 1:25.68 1:54.09
5 Mary, Thibaut	16	New Caledonia	1:56.92	1:55.43
r:+0.59 27.44				57.80 1:27.03 1:55.43
6 Schuster, Brandon	17	Samoa	1:57.64	1:57.62
r:+0.67 27.32				57.37 1:27.65 1:57.62
7 Schulte, Benjamin	19	Guam	1:58.19	1:58.02
r:+0.66 27.27				57.79 1:28.20 1:58.02
8 Stephens, Jagger	17	Guam	2:00.64	2:03.82
r:+0.63 27.27				58.09 1:30.28 2:03.82

## Event 3 Men 200 LC Meter Freestyle

Games Record: 1:50.72 R 01-Sep-07 Ryan Pini

Name	Age	Team	Seed Time	Prelim Time
<b>Preliminaries</b>				
1 Seghers, Samuel	20	Papua New Guinea		1:54.58 q
r:+0.72 26.94				56.18 1:25.97 1:54.58
2 De Vos, Rahiti	19	Tahiti		1:55.42 q
r:+0.75 27.27				56.49 1:26.36 1:55.42
3 Mary, Thibaut	16	New Caledonia		1:56.92 q
r:+0.62 26.25				55.16 1:26.21 1:56.92
4 Lambert, Hugo	21	Tahiti		1:57.18 q
r:+0.76 26.47				54.28 1:25.82 1:57.18
5 Schuster, Brandon	17	Samoa		1:57.64 q
r:+0.66 27.71				57.55 1:28.07 1:57.64
6 Dufourmantelle, Jeremie	16	New Caledonia		1:57.83 q
r:+0.62 26.93				56.59 1:27.10 1:57.83
7 Schulte, Benjamin	19	Guam		1:58.19 q
r:+0.67 27.37				57.19 1:27.65 1:58.19
8 Stephens, Jagger	17	Guam		2:00.64 q
r:+0.61 26.55				55.74 1:27.24 2:00.64
9 Janin, Florent	16	New Caledonia		2:00.94
r:+0.64 27.08				57.15 1:28.39 2:00.94
10 Miller, Douglas	22	Fiji Islands		2:03.42
r:+0.72 27.35				57.51 1:30.35 2:03.42

## XV Pacific Games - 06-Jul-15 to 12-Jul-15

## Results

## Preliminaries ... (Event 3 Men 200 LC Meter Freestyle)

Name	Age	Team				
11 Kawale, Stanford	19	Papua New Guinea	2:03.74			
r:+0.68 27.83 58.62 1:30.71			2:03.74			
12 Elaisa, Paul	21	Fiji Islands	2:04.30			
r:+0.64 28.27 59.04 1:31.95			2:04.30			
13 Duenas, Christopher	23	Guam	2:05.67			
r:+0.76 27.47 57.99 1:31.47			2:05.67			
14 Akunaii, Bobby	17	Papua New Guinea	2:10.75			
r:+0.78 28.69 1:01.27 1:35.07			2:10.75			
15 Nicholls, Kinver	22	Fiji Islands	2:12.87			
r:+0.68 28.63 1:02.18 1:37.09			2:12.87			
16 Panuve, Tong Li James	18	Tonga	2:15.23			
r:+0.62 30.53 1:05.68 1:41.54			2:15.23			
17 Harris, Giordan	22	Marshall Islands	2:15.37			
r:+0.72 29.17 1:02.41 1:38.75			2:15.37			
18 Wallace, Shawn	20	Palau	2:16.44			
r:+0.79 30.46 1:05.28 1:40.83			2:16.44			
19 Sugie, Takumi Fukumoto	17	Northern Marianas	2:16.69			
r:+0.82 30.61 1:05.51 1:40.67			2:16.69			
20 Dionisio, Augustine II	23	Federated States of Micronesia	2:21.74			
r:+0.70 29.76 1:03.04 1:41.37			2:21.74			

## Event 4 Women 400 LC Meter IM

Games Record: 4:47.07 R 06-Jul-15 Lara Grangeon

New Caledonia

Name	Age	Team					Prelim Time	Finals Time
<b>Finals</b>								
1 Grangeon, Lara	23	New Caledonia					4:49.05	4:47.07 R
r:+0.65 29.71 1:03.44 1:41.74			2:18.83	2:59.60	3:40.45	4:14.55	4:47.07	
2 Buadromo, Matelita	19	Fiji Islands					5:24.23	5:24.09
r:+0.79 32.36 1:10.28 1:55.08			2:37.97	3:25.10	4:11.58	4:48.88	5:24.09	
3 Pujol, Lou	14	New Caledonia					5:34.80	5:26.62
r:+0.60 31.92 1:10.27 1:54.62			2:38.54	3:24.62	4:12.79	4:49.99	5:26.62	
4 Rova, Rosemarie	12	Fiji Islands					5:47.89	5:33.79
r:+0.83 32.66 1:12.57 1:57.50			2:43.13	3:31.29	4:22.11	4:59.16	5:33.79	
5 Bernadino, Mehani	15	Tahiti					5:41.78	5:35.88
r:+0.74 32.58 1:10.91 1:54.84			2:38.20	3:28.63	4:21.13	5:00.10	5:35.88	
6 Murray, Britney	17	Papua New Guinea					6:04.21	6:01.94
r:+0.71 33.27 1:16.63 2:04.05			2:50.05	3:41.07	4:33.37	5:18.17	6:01.94	
7 Poppe, Amanda	15	Guam					6:16.26	6:17.18
r:+0.81 36.06 1:27.61 2:18.24			3:08.35	4:00.23	4:53.73	5:35.69	6:17.18	
8 Misech, Dirngulbai	17	Palau					6:22.12	6:19.94
r:+0.77 34.78 1:18.30 2:09.60			2:59.97	3:57.82	4:56.86	5:39.29	6:19.94	

## Event 4 Women 400 LC Meter IM

Games Record: 4:47.07 R 06-Jul-15 Lara Grangeon

New Caledonia

Name	Age	Team					Seed Time	Prelim Time
<b>Preliminaries</b>								
1 Grangeon, Lara	23	New Caledonia					4:49.05	q
r:+0.71 30.08 1:03.72 1:42.59			2:19.52	3:00.22	3:40.76	4:16.26	4:49.05	
2 Buadromo, Matelita	19	Fiji Islands					5:24.23	q
r:+0.80 32.18 1:08.99 1:52.33			2:34.84	3:21.97	4:08.34	4:47.09	5:24.23	
3 Pujol, Lou	14	New Caledonia					5:34.80	q
r:+0.67 32.62 1:11.27 1:58.13			2:41.99	3:30.07	4:18.30	4:57.71	5:34.80	
4 Bernadino, Mehani	15	Tahiti					5:41.78	q
r:+0.76 32.38 1:11.14 1:56.48			2:39.23	3:29.79	4:21.52	5:02.04	5:41.78	
5 Rova, Rosemarie	12	Fiji Islands					5:47.89	q
r:+0.87 33.42 1:13.14 1:57.39			2:42.59	3:34.35	4:26.10	5:08.69	5:47.89	
6 McGowan, Amy	17	Fiji Islands					5:50.90	q
r:+0.68 34.11 1:15.03 2:03.50			2:50.21	3:41.02	4:31.16	5:11.93	5:50.90	

## XV Pacific Games - 06-Jul-15 to 12-Jul-15

## Results

## Preliminaries ... (Event 4 Women 400 LC Meter IM)

Name	Age	Team	Seed Time	Prelim Time
7 Murray, Britney	17	Papua New Guinea		6:04.21 q
r:+0.78 33.57 1:15.81 2:03.81 2:51.93 3:42.40 4:35.55 5:20.73 6:04.21				
8 Poppe, Amanda	15	Guam		6:16.26 q
r:+0.83 39.37 1:27.76 2:17.62 3:06.37 3:58.70 4:52.21 5:34.07 6:16.26				
9 Misech, Dirngulbai	17	Palau		6:22.12
r:+0.72 34.85 1:17.70 2:09.68 2:59.58 4:00.20 4:58.51 5:41.33 6:22.12				
10 Flynn, Jocelyn	17	Papua New Guinea		6:24.49
r:+0.73 36.71 1:25.87 2:17.97 3:09.31 4:00.82 4:55.07 5:39.64 6:24.49				
11 Koupa, Jeankapa	15	Papua New Guinea		6:27.08
r:+0.90 36.82 1:26.90 2:15.95 3:03.85 3:56.90 4:56.08 5:42.41 6:27.08				
12 Gomez, Mineri	14	Guam		6:47.11
r:+0.64 39.26 1:29.73 2:22.67 3:12.62 4:13.95 5:19.74 6:04.60 6:47.11				
--- Akiwo, Roylin	15	Palau		DQ
r:+0.68 38.92 1:25.79 2:15.78 3:05.16 3:57.54 4:52.75 5:36.21 DQ				
--- Scanlan, Tilali Rose Leslie	15	American Samoa		DQ
r:+0.81 38.15 1:25.07 2:16.12 3:07.02 3:58.64 4:52.91 5:34.67 DQ				

## Event 5 Men 100 LC Meter Breaststroke

Games Record: 1:02.95 R 06-Jul-15 Amini Fonua Tonga

Name	Age	Team	Prelim Time	Finals Time
<b>Finals</b>				
1 Fonua, Amini	25	Tonga	1:04.96	1:02.95 R
r:+0.67 29.31 1:02.95				
2 Schulte, Benjamin	19	Guam	1:04.62	1:03.42
r:+0.68 29.83 1:03.42				
3 Teriipaia-Rentier, Rainui	31	Tahiti	1:04.95	1:03.46
r:+0.69 29.55 1:03.46				
4 Maskelyne, Ryan	16	Papua New Guinea	1:06.17	1:04.78
r:+0.66 30.85 1:04.78				
5 Limozin, Emmanuel	18	New Caledonia	1:08.04	1:07.68
r:+0.60 31.43 1:07.68				
6 Vakasama, Taichi	15	Fiji Islands	1:08.67	1:08.03
r:+0.81 31.83 1:08.03				
7 Seeto, Ashley	27	Papua New Guinea	1:07.87	1:08.38
r:+0.70 30.98 1:08.38				
8 Oswald, Thomas	15	New Caledonia	1:09.00	1:08.47
r:+0.70 31.68 1:08.47				

## Event 5 Men 100 LC Meter Breaststroke

Games Record: 1:02.95 R 06-Jul-15 Amini Fonua Tonga

Name	Age	Team	Seed Time	Prelim Time
<b>Preliminaries</b>				
1 Schulte, Benjamin	19	Guam		1:04.62 q
r:+0.65 30.21 1:04.62				
2 Teriipaia-Rentier, Rainui	31	Tahiti		1:04.95 q
r:+0.73 30.46 1:04.95				
3 Fonua, Amini	25	Tonga		1:04.96 q
r:+0.68 30.08 1:04.96				
4 Maskelyne, Ryan	16	Papua New Guinea		1:06.17 q
r:+0.66 30.64 1:06.17				
5 Seeto, Ashley	27	Papua New Guinea		1:07.87 q
r:+0.75 31.64 1:07.87				
6 Limozin, Emmanuel	18	New Caledonia		1:08.04 q
r:+0.58 31.42 1:08.04				
7 Vakasama, Taichi	15	Fiji Islands		1:08.67 q
r:+0.70 32.73 1:08.67				

## XV Pacific Games - 06-Jul-15 to 12-Jul-15

## Results

## Preliminaries ... (Event 5 Men 100 LC Meter Breaststroke)

Name	Age	Team	Seed Time	Prelim Time
8 Oswald, Thomas r:+0.68 32.34 1:09.00	15	New Caledonia		1:09.00 q
9 Malani, Meli r:+0.65 31.00 1:10.95	18	Fiji Islands		1:10.95
10 Miller, Douglas r:+0.68 32.83 1:11.49	22	Fiji Islands		1:11.49
11 Liew, Shannon r:+0.71 32.49 1:11.90	36	Papua New Guinea		1:11.90
12 Dionisio, Augustine II r:+0.70 34.71 1:17.27	23	Federated States of Micronesia		1:17.27
13 Poppe, Tanner r:+0.73 36.49 1:19.73	14	Guam		1:19.73
14 Hardman, William Tairiata r:+0.66 36.36 1:20.01	19	American Samoa		1:20.01
15 Imazu, Tommy r:+0.80 37.77 1:21.89	16	Guam		1:21.89
--- Lafiara, Clayment Bill r:+0.87 37.02 DQ	23	Solomon Islands		DQ
--- Kado, Albert r:+0.97 38.80 DQ	39	Solomon Islands		DQ

## Event 6 Women 400 LC Meter Freestyle 4 x 100m Relay

Games Record: 3:57.23 R 06-Jul-15 New Caledonia New Caledonia

L Ricarrere, E Terebo, A Hidrio, L Grangeon

Team	Relay	Finals Time
1 New Caledonia 1) Ricarrere, Lea 15 r:+0.73 29.67 1:00.32 1:27.88	2) r:0.24 Terebo, Emma 16 1:58.74 2:27.96 2:59.51	3:57.23 R 4) r:0.39 Grangeon, Lara 23 3:27.58 3:57.23
2 Fiji Islands 1) Naivalu, Adi Kinisimere 16 r:+0.68 28.68 1:00.77 1:29.25	2) r:0.60 Rova, Cheyenne 20 2:00.68 2:29.22 2:59.71	3:57.92 4) r:0.68 Buadromo, Matelita 19 3:28.41 3:57.92
3 Papua New Guinea 1) Tkatchenko, Savannah 15 r:+0.62 29.86 1:01.71 1:31.46	2) r:0.26 Tkatchenko, Ebony 13 2:05.24 2:35.18 3:08.58	4:11.52 4) r:0.42 Mopio-Jane, Anna-Liza 21 3:39.20 4:11.52

## Event 7 Men 400 LC Meter Freestyle 4 x 100m Relay

Games Record: 3:25.02 R 06-Jul-15 Tahiti Tahiti

S Debaere, H Lambert, R De Vos, A Clark

Team	Relay	Finals Time
1 Tahiti 1) Debaere, Stephane 26 r:+0.74 24.16 50.44 1:15.01	2) r:0.31 Lambert, Hugo 21 1:41.60 2:06.35 2:33.15	3:25.02 R 4) r:0.28 Clark, Anthony 23 2:57.92 3:25.02
2 New Caledonia 1) Goyetche, Julien-Pierre 22 r:+0.69 24.69 52.03 1:17.06	2) r:0.47 Ricarrere, Hugo 17 1:44.43 2:09.17 2:36.28	3:27.66 4) r:0.27 Limozin, Emmanuel 18 3:00.90 3:27.66
3 Papua New Guinea 1) Seghers, Samuel 20 r:+0.70 24.82 51.51 1:17.26	2) r:0.44 Biggs, Leo 36 1:45.56 2:11.23 2:38.65	3:28.02 4) r:0.45 Pini, Ryan 33 3:02.59 3:28.02
4 Guam 1) Schulte, Benjamin 19 r:+0.67 25.89 53.63 1:20.62	2) r:0.41 Poppe, Tanner 14 1:51.94 2:17.48 2:46.50	3:38.56 4) r:0.38 Stephens, Jagger 17 3:11.94 3:38.56
5 Fiji Islands 1) Probert, Carl 39 r:+0.72 25.62 53.99 1:20.32	2) r:0.46 Elaisa, Paul 21 1:48.04 2:14.38 2:43.89	3:38.76 4) r:0.28 Miller, Douglas 22 3:09.75 3:38.76

**XV Pacific Games - 06-Jul-15 to 12-Jul-15****Results****Event 8 Women 50 LC Meter Backstroke**

Games Record: 29.18 R 07-Jul-15

Emma Terebo

New Caledonia

Name	Age	Team	Prelim Time	Finals Time
<b>A - Final</b>				
1 Terebo, Emma r:+0.67	16	New Caledonia	29.86	29.18 R
2 Puamau, Caroline r:+0.75	35	Fiji Islands	30.61	29.83
3 Afchain, Suzanne r:+0.73	20	New Caledonia	31.06	31.14
4 Blake, Yolani r:+0.60	15	Fiji Islands	31.39	31.41
5 Paraka, Shanice r:+0.55	16	Papua New Guinea	32.75	31.75
6 Bernadino, Mehani r:+0.67	15	Tahiti	31.75	32.13
7 Mopio-Jane, Anna-Liza r:+0.72	28	Papua New Guinea	32.88	32.94
8 Furgeson, Colleen r:+0.69	16	Marshall Islands	33.55	33.19

**Event 8 Women 50 LC Meter Backstroke**

Games Record: 29.18 R 07-Jul-15

Emma Terebo

New Caledonia

Name	Age	Team	Seed Time	Prelim Time
<b>Preliminaries</b>				
1 Terebo, Emma r:+0.67	16	New Caledonia		29.86 q
2 Puamau, Caroline r:+0.86	35	Fiji Islands		30.61 q
3 Afchain, Suzanne r:+0.73	20	New Caledonia		31.06 q
4 Blake, Yolani r:+0.62	15	Fiji Islands		31.39 q
5 Bernadino, Mehani r:+0.67	15	Tahiti		31.75 q
6 Auberger, Lucie r:+0.71	15	New Caledonia		31.93 q
7 Rova, Cheyenne r:+0.73	20	Fiji Islands		31.97 q
8 Paraka, Shanice r:+0.55	16	Papua New Guinea		32.75 q
9 Mopio-Jane, Anna-Liza r:+0.80	28	Papua New Guinea		32.88
10 Murray, Britney r:+0.68	17	Papua New Guinea		33.33
11 Furgeson, Colleen r:+0.79	16	Marshall Islands		33.55
12 Hepler, Ann-Marie r:+0.70	19	Marshall Islands		34.47
13 Daniel, Debra r:+0.65	24	Federated States of Micronesia		34.85
14 Akiwo, Roylin r:+0.68	15	Palau		35.36
15 Chentsova, Victoria Olegovna r:+0.80	17	Northern Marianas		35.81
16 Scanlan, Tilali Rose Leslie r:+0.62	15	American Samoa		36.81



## XV Pacific Games - 06-Jul-15 to 12-Jul-15

## Results

## Preliminaries ... (Event 8 Women 50 LC Meter Backstroke)

Name	Age	Team	Seed Time	Prelim Time
17 Gomez, Mineri r:+0.57	14	Guam		37.54
18 Poppe, Amanda r:+0.72	15	Guam		39.10
19 Misech, Ikelau r:+0.67	12	Palau		39.31
20 De Jesus, Angel Felice Delos S r:+0.70	16	Northern Marianas		39.35

## Event 9 Men 100 LC Meter Butterfly

Games Record: 53.42 R 07-Jul-15 Ryan Pini

Papua New Guinea

Name	Age	Team	Prelim Time	Finals Time
<b>A - Final</b>				
1 Pini, Ryan r:+0.68 24.60 53.42	33	Papua New Guinea	54.21	53.42 R
2 Seghers, Samuel r:+0.70 26.26 55.49	20	Papua New Guinea	56.09	55.49
3 De Vos, Rahiti r:+0.74 26.65 56.42	19	Tahiti	58.92	56.42
4 Mary, Thibaut r:+0.57 27.17 56.50	16	New Caledonia	56.95	56.50
5 Lambert, Hugo r:+0.76 26.05 56.56	21	Tahiti	56.88	56.56
6 Dufourmantelle, Jeremie r:+0.65 26.72 58.19	16	New Caledonia	57.25	58.19
7 Elaisa, Paul r:+0.62 27.41 59.66	21	Fiji Islands	1:00.05	59.66
8 Malani, Meli r:+0.79 27.00 1:01.63	18	Fiji Islands	1:01.68	1:01.63

## Event 9 Men 100 LC Meter Butterfly

Games Record: 53.42 R 07-Jul-15 Ryan Pini

Papua New Guinea

Name	Age	Team	Seed Time	Prelim Time
<b>Preliminaries</b>				
1 Pini, Ryan r:+0.71 25.00 54.21	33	Papua New Guinea		54.21 q
2 Seghers, Samuel r:+0.70 26.42 56.09	20	Papua New Guinea		56.09 q
3 Lambert, Hugo r:+0.71 26.56 56.88	21	Tahiti		56.88 q
4 Mary, Thibaut r:+0.60 27.34 56.95	16	New Caledonia		56.95 q
5 Dufourmantelle, Jeremie r:+0.63 26.98 57.25	16	New Caledonia		57.25 q
6 Tormento, Hugo r:+0.69 27.04 58.01	22	New Caledonia		58.01 q
7 De Vos, Rahiti r:+0.75 28.07 58.92	19	Tahiti		58.92 q
8 Elaisa, Paul r:+0.62 28.36 1:00.05	21	Fiji Islands		1:00.05 q
9 Kawale, Stanford r:+0.67 27.66 1:00.30	19	Papua New Guinea		1:00.30
10 Malani, Meli r:+0.71 27.28 1:01.68	18	Fiji Islands		1:01.68
11 Hardman, Daniel Tamatoa r:+0.67 29.15 1:03.07	16	American Samoa		1:03.07

## XV Pacific Games - 06-Jul-15 to 12-Jul-15

## Results

## Preliminaries ... (Event 9 Men 100 LC Meter Butterfly)

Name	Age	Team	Seed Time	Prelim Time
12 Duenas, Christopher r:+0.78 28.98 1:03.67	23	Guam		1:03.67
13 Clark, William r:+0.67 28.81 1:04.07	22	Fiji Islands		1:04.07
14 Imazu, Tommy r:+0.67 31.14 1:07.43	16	Guam		1:07.43
15 Poppe, Tanner r:+0.61 31.09 1:08.34	14	Guam		1:08.34
16 Sugie, Takumi Fukumoto r:+0.84 31.79 1:08.70	17	Northern Marianas		1:08.70
17 Wallace, Shawn r:+0.80 30.91 1:09.36	20	Palau		1:09.36
18 Hardman, William Tairiata r:+0.66 29.30 1:11.24	19	American Samoa		1:11.24
19 Harris, Giordan r:+0.71 30.53 1:11.36	22	Marshall Islands		1:11.36
20 Dionisio, Augustine II r:+0.70 30.76 1:11.61	23	Federated States of Micronesia		1:11.61

## Event 10 Women 200 LC Meter Freestyle

Games Record: 2:03.77 R 07-Jul-15 Lara Grangeon

New Caledonia

Name	Age	Team	Prelim Time	Finals Time
<b>A - Final</b>				
1 Grangeon, Lara r:+0.68 29.56 1:00.82 1:32.70 2:03.77	23	New Caledonia	2:10.44	2:03.77R
2 Buadromo, Matelita r:+0.79 30.24 1:01.95 1:35.14 2:08.41	19	Fiji Islands	2:10.74	2:08.41
3 Ricarrere, Lea r:+0.74 31.45 1:05.04 1:39.86 2:13.21	15	New Caledonia	2:16.11	2:13.21
4 Chentsova, Victoria Olegovna r:+0.72 32.00 1:06.26 1:40.53 2:14.06	17	Northern Marianas	2:15.90	2:14.06
5 Erasito, Tieri r:+0.71 31.84 1:05.93 1:40.16 2:14.52	20	Fiji Islands	2:16.44	2:14.52
6 Mopio-Jane, Anna-Liza r:+0.76 31.28 1:06.26 1:42.47 2:19.99	28	Papua New Guinea	2:20.91	2:19.99
7 Tkatchenko, Ebony r:+0.64 32.00 1:07.58 1:44.50 2:20.85	13	Papua New Guinea	2:23.87	2:20.85
8 Misech, Dirngulbai r:+0.72 33.26 1:11.16 1:48.35 2:26.87	17	Palau	2:30.32	2:26.87

## Event 10 Women 200 LC Meter Freestyle

Games Record: 2:03.77 R 07-Jul-15 Lara Grangeon

New Caledonia

Name	Age	Team	Seed Time	Prelim Time
<b>Preliminaries</b>				
1 Grangeon, Lara r:+0.65 31.19 1:04.93 1:38.30 2:10.44	23	New Caledonia		2:10.44 q
2 Buadromo, Matelita r:+0.77 30.08 1:02.79 1:36.25 2:10.74	19	Fiji Islands		2:10.74 q
3 Chentsova, Victoria Olegovna r:+0.74 33.17 1:08.07 1:43.17 2:15.90	17	Northern Marianas		2:15.90 q
4 Ricarrere, Lea r:+0.74 32.35 1:07.94 1:43.40 2:16.11	15	New Caledonia		2:16.11 q
5 Erasito, Tieri r:+0.72 30.61 1:03.97 1:39.85 2:16.44	20	Fiji Islands		2:16.44 q
6 Maurin, Ylenka r:+0.73 31.27 1:06.52 1:42.70 2:17.08	13	New Caledonia		2:17.08 q
7 Smith, Brooke r:+0.81 31.59 1:05.94 1:42.68 2:19.21	18	Fiji Islands		2:19.21 q

## XV Pacific Games - 06-Jul-15 to 12-Jul-15

## Results

## Preliminaries ... (Event 10 Women 200 LC Meter Freestyle)

Name	Age	Team	Seed Time	Prelim Time
8 Mopio-Jane, Anna-Liza	28	Papua New Guinea		2:20.91 q
r:+0.78 32.46 1:09.03 1:45.75			2:20.91	
9 Tkatchenko, Ebony	13	Papua New Guinea		2:23.87
r:+0.68 33.42 1:10.09 1:48.22			2:23.87	
10 Misech, Dirngulbai	17	Palau		2:30.32
r:+0.70 33.81 1:12.08 1:51.44			2:30.32	
11 Panuve, Charissa Sofia	20	Tonga		2:30.69
r:+0.74 33.53 1:11.83 1:50.56			2:30.69	
12 Furgeson, Colleen	16	Marshall Islands		2:31.84
r:+0.76 33.24 1:11.39 1:52.31			2:31.84	
13 De Jesus, Angel Felice Delos S	16	Northern Marianas		2:33.35
r:+0.70 33.31 1:11.84 1:53.06			2:33.35	
14 Koupa, Jeankapa	15	Papua New Guinea		2:33.92
r:+0.78 33.26 1:11.43 1:52.15			2:33.92	
15 Poppe, Amanda	15	Guam		2:34.86
r:+0.81 35.26 1:15.28 1:55.53			2:34.86	
16 Gomez, Mineri	14	Guam		2:38.44
r:+0.66 36.29 1:16.82 1:58.26			2:38.44	

## Event 11 Men 400 LC Meter IM

Games Record: 4:33.11 R 01-Sep-99 Olivier Saminadin

New Caledonia

Name	Age	Team	Prelim Time	Finals Time
<b>A - Final</b>				
1 Schulte, Benjamin	19	Guam	4:49.07	4:39.11
r:+0.67 27.83 1:00.25 1:39.10		2:15.80 2:55.25 3:34.71 4:08.55	4:39.11	
2 Schuster, Brandon	17	Samoa	4:50.31	4:39.29
r:+0.68 28.26 1:03.14 1:41.10		2:17.32 2:56.22 3:35.68 4:08.99	4:39.29	
3 Tormento, Hugo	22	New Caledonia	4:47.18	4:43.71
r:+0.68 26.39 57.38 1:33.29		2:09.36 2:52.55 3:36.44 4:09.73	4:43.71	
4 Miller, Douglas	22	Fiji Islands	4:55.48	4:54.30
r:+0.73 27.96 1:01.91 1:41.71		2:20.34 3:01.72 3:43.88 4:20.04	4:54.30	
5 Vakasama, Taichi	15	Fiji Islands	5:10.39	5:05.79
r:+0.69 31.73 1:10.69 1:51.30		2:30.73 3:12.30 3:54.38 4:30.44	5:05.79	
6 Akunaii, Bobby	17	Papua New Guinea	5:28.38	5:20.72
r:+0.71 30.14 1:04.30 1:45.22		2:27.27 3:14.33 4:02.45 4:41.44	5:20.72	
7 Imazu, Tommy	16	Guam	5:27.84	5:29.49
r:+0.69 31.63 1:11.30 1:55.20		2:38.70 3:27.85 4:17.52 4:54.99	5:29.49	
8 Keane, Noel	12	Palau	5:35.37	5:33.29
r:+0.63 34.39 1:16.87 2:02.50		2:45.64 3:32.37 4:19.86 4:57.51	5:33.29	

## Event 11 Men 400 LC Meter IM

Games Record: 4:33.11 R 01-Sep-99 Olivier Saminadin

New Caledonia

Name	Age	Team	Seed Time	Prelim Time
<b>Preliminaries</b>				
1 Tormento, Hugo	22	New Caledonia		4:47.18 q
r:+0.69 28.13 1:00.22 1:36.82		2:13.31 2:56.48 3:39.76 4:14.02	4:47.18	
2 Schulte, Benjamin	19	Guam		4:49.07 q
r:+0.67 28.37 1:02.18 1:42.06		2:19.80 2:59.24 3:39.61 4:15.43	4:49.07	
3 Schuster, Brandon	17	Samoa		4:50.31 q
r:+0.66 29.05 1:03.74 1:42.04		2:19.43 3:00.90 3:43.72 4:17.70	4:50.31	
4 Mary, Thibaut	16	New Caledonia		4:55.09 q
r:+0.62 29.19 1:04.42 1:45.18		2:23.56 3:08.70 3:51.91 4:25.72	4:55.09	
5 Miller, Douglas	22	Fiji Islands		4:55.48 q
r:+0.73 28.46 1:02.72 1:43.37		2:22.20 3:05.13 3:47.67 4:22.52	4:55.48	
6 Vakasama, Taichi	15	Fiji Islands		5:10.39 q
r:+0.68 31.35 1:09.04 1:51.35		2:32.44 3:14.15 3:56.45 4:33.82	5:10.39	

## XV Pacific Games - 06-Jul-15 to 12-Jul-15

## Results

## Preliminaries ... (Event 11 Men 400 LC Meter IM)

Name	Age	Team	Seed Time	Prelim Time
7 Imazu, Tommy	16	Guam		5:27.84 q
r:+0.71 32.53 1:10.17 1:55.81 2:38.70 3:26.73 4:14.96 4:51.20 5:27.84				
8 Akunaii, Bobby	17	Papua New Guinea		5:28.38 q
r:+0.77 30.07 1:03.92 1:46.58 2:28.26 3:18.61 4:09.12 4:49.14 5:28.38				
9 Keane, Noel	12	Palau		5:35.37
r:+0.67 34.68 1:18.12 2:03.73 2:45.19 3:32.12 4:20.36 4:59.08 5:35.37				
10 Kunda, Ashton	15	Papua New Guinea		5:56.41
r:+0.78 31.31 1:09.96 1:57.77 2:46.16 3:37.47 4:31.20 5:13.98 5:56.41				

## Event 12 Women 200 LC Meter Breaststroke

Games Record: 2:33.20 R 07-Jul-15 Lara Grangeon

New Caledonia

Name	Age	Team	Prelim Time	Finals Time
<b>Finals</b>				
1 Grangeon, Lara	23	New Caledonia	2:38.90	2:33.20R
r:+0.71 35.07 1:13.76 1:53.66 2:33.20				
2 McCarthy, Tegan	18	Papua New Guinea	2:48.87	2:44.95
r:+0.69 36.31 1:18.43 2:01.38 2:44.95				
3 Tkatchenko, Savannah	15	Papua New Guinea	2:47.02	2:45.23
r:+0.68 37.07 1:18.62 2:02.64 2:45.23				
4 Shimizu, Pilar	19	Guam	2:56.58	2:50.40
r:+0.71 38.60 1:22.17 2:06.19 2:50.40				
5 Rova, Rosemarie	12	Fiji Islands	3:03.30	2:59.55
r:+0.77 39.78 1:26.81 2:13.75 2:59.55				
6 Scanlan, Tilali Rose Leslie	15	American Samoa	3:11.83	3:10.82
r:+0.70 40.66 1:30.14 2:20.22 3:10.82				
7 Poppe, Amanda	15	Guam	3:17.01	3:15.79
r:+0.81 44.98 1:36.00 2:25.77 3:15.79				

## Event 12 Women 200 LC Meter Breaststroke

Games Record: 2:33.20 R 07-Jul-15 Lara Grangeon

New Caledonia

Name	Age	Team	Seed Time	Prelim Time
<b>Preliminaries</b>				
1 Grangeon, Lara	23	New Caledonia		2:38.90 q
r:+0.70 38.56 1:18.97 1:58.78 2:38.90				
2 Tkatchenko, Savannah	15	Papua New Guinea		2:47.02 q
r:+0.65 36.98 1:18.52 2:02.06 2:47.02				
3 McCarthy, Tegan	18	Papua New Guinea		2:48.87 q
r:+0.74 37.21 1:19.81 2:02.94 2:48.87				
4 Shimizu, Pilar	19	Guam		2:56.58 q
r:+0.71 39.55 1:24.70 2:10.89 2:56.58				
5 Rova, Rosemarie	12	Fiji Islands		3:03.30 q
r:+0.81 39.26 1:25.34 2:15.50 3:03.30				
6 Scanlan, Tilali Rose Leslie	15	American Samoa		3:11.83 q
r:+0.68 42.90 1:32.28 2:23.29 3:11.83				
7 Poppe, Amanda	15	Guam		3:17.01 q
r:+0.82 46.27 1:36.90 2:27.19 3:17.01				

## Event 13 Men 800 LC Meter Freestyle 4 x 200m Relay

Games Record: 7:37.50 R 07-Jul-15

Tahiti

Tahiti

Team	Relay	Finals Time
1 Tahiti	H Lambert, R De Vos, S Debaere, A Clark	7:37.50R
r:+0.71 26.57 54.93 1:23.76 1:53.26 2:19.30 2:47.94 3:17.05 3:45.64 4:12.15 4:41.16 5:10.42 5:39.56 6:07.03 6:36.99 7:07.88 7:37.50	2) r:0.36 De Vos, Rahiti 19 3) r:0.48 Debaere, Stephane 26 4) r:0.46 Clark, Anthony 23	

## XV Pacific Games - 06-Jul-15 to 12-Jul-15

## Results

**(Event 13 Men 800 LC Meter Freestyle 4 x 200m Relay)**

Team	Relay	Finals Time
2 New Caledonia		7:43.87
1) Limozin, Emmanuel 18	2) r:0.26 Mary, Thibaut 16	3) r:0.05 Dufourmantelle, Jeremie 4) r:0.51 Tormento, Hugo 22
r:+0.57 26.69 56.30 1:27.51	1:56.82 2:23.37 2:53.18	3:23.61 3:52.07
4:17.58 4:45.92 5:16.28	5:45.84 6:12.79 6:42.08	7:12.77 7:43.87
3 Papua New Guinea		8:06.45
1) Seghers, Samuel 20	2) r:0.48 Kawale, Stanford 19	3) r:0.48 Liew, Shannon 36 4) r:0.34 Pini, Ryan 33
r:+0.68 27.03 56.94 1:27.43	1:56.67 2:25.84 2:59.70	3:32.51 4:02.41
4:31.93 5:04.16 5:37.55	6:10.68 6:36.82 7:06.47	7:37.16 8:06.45
4 Guam		8:09.39
1) Schulte, Benjamin 19	2) r:0.08 Imazu, Tommy 16	3) r:0.29 Duenas, Christopher 23 4) r:0.42 Stephens, Jagger 17
r:+0.64 27.25 57.38 1:28.35	1:59.26 2:29.69 3:03.00	3:36.48 4:09.33
4:35.73 5:06.01 5:38.00	6:11.02 6:37.87 7:07.82	7:39.00 8:09.39
5 Fiji Islands		8:30.66
1) Elaisa, Paul 21	2) r:0.34 Probert, Carl 39	3) r:0.78 Kado, Eugene 16 4) Nicholls, Kinver 22
r:+0.65 27.93 59.06 1:31.64	2:01.88 2:28.47 2:59.05	3:31.77 4:06.48
4:37.59 5:11.35 5:45.74	5:56.24 6:46.81 6:18.70	8:30.66

**Event 14 Women 100 LC Meter Backstroke**

Games Record:	1:02.60	R	08-Jul-15	Emma Terebo	New Caledonia
Name	Age	Team	Prelim Time	Finals Time	
<b>A - Final</b>					
1 Terebo, Emma	16	New Caledonia	1:07.20	1:02.60	R
r:+0.65 30.32 1:02.60					
2 Afchain, Suzanne	20	New Caledonia	1:08.33	1:08.45	
r:+0.67 33.28 1:08.45					
3 Rova, Cheyenne	20	Fiji Islands	1:10.60	1:08.59	
r:+0.69 33.92 1:08.59					
4 Naivalu, Adi Kinisimere	16	Fiji Islands	1:10.39	1:09.57	
r:+0.64 33.53 1:09.57					
5 Paraka, Shanice	16	Papua New Guinea	1:11.20	1:10.13	
r:+0.57 33.68 1:10.13					
6 Mopio-Jane, Anna-Liza	28	Papua New Guinea	1:11.76	1:10.42	
r:+0.68 34.52 1:10.42					
7 Bernadino, Mehani	15	Tahiti	1:11.98	1:10.55	
r:+0.65 33.26 1:10.55					
8 Daniel, Debra	24	Federated States of Micronesia	1:15.03	1:15.73	
r:+0.62 35.44 1:15.73					

**Event 14 Women 100 LC Meter Backstroke**

Games Record:	1:02.60	R	08-Jul-15	Emma Terebo	New Caledonia
Name	Age	Team	Seed Time	Prelim Time	
<b>Preliminaries</b>					
1 Terebo, Emma	16	New Caledonia		1:07.20	q
r:+0.63 31.87 1:07.20					
2 Afchain, Suzanne	20	New Caledonia		1:08.33	q
r:+0.67 32.94 1:08.33					
3 Auberger, Lucie	15	New Caledonia		1:09.32	q
r:+0.65 34.06 1:09.32					
4 Naivalu, Adi Kinisimere	16	Fiji Islands		1:10.39	q
r:+0.60 34.21 1:10.39					
5 Rova, Cheyenne	20	Fiji Islands		1:10.60	q
r:+0.73 33.90 1:10.60					
6 Paraka, Shanice	16	Papua New Guinea		1:11.20	q
r:+0.56 34.87 1:11.20					
7 Mopio-Jane, Anna-Liza	28	Papua New Guinea		1:11.76	q
r:+0.69 34.56 1:11.76					
8 Bernadino, Mehani	15	Tahiti		1:11.98	q
r:+0.68 34.36 1:11.98					

## XV Pacific Games - 06-Jul-15 to 12-Jul-15

## Results

## Preliminaries ... (Event 14 Women 100 LC Meter Backstroke)

Name	Age	Team	Seed Time	Prelim Time
9 Tkatchenko, Savannah r:+0.59 34.23 1:12.07	15	Papua New Guinea		1:12.07
10 Daniel, Debra r:+0.65 35.60 1:15.03	24	Federated States of Micronesia		1:15.03
11 Puamau, Caroline r:+0.77 35.74 1:16.25	35	Fiji Islands		1:16.25
12 Furgeson, Colleen r:+0.76 34.86 1:16.86	16	Marshall Islands		1:16.86
13 Akiwo, Roylin r:+0.68 37.44 1:18.41	15	Palau		1:18.41
14 Scanlan, Tilali Rose Leslie r:+0.62 38.00 1:21.07	15	American Samoa		1:21.07
15 Hepler, Ann-Marie r:+0.63 37.55 1:21.27	19	Marshall Islands		1:21.27
16 Gomez, Mineri r:+0.58 40.36 1:23.19	14	Guam		1:23.19
17 De Jesus, Angel Felice Delos S r:+0.60 40.75 1:25.19	16	Northern Marianas		1:25.19
18 Misech, Ikelau r:+0.65 41.09 1:26.74	12	Palau		1:26.74
19 Poppe, Amanda r:+0.73 42.13 1:27.04	15	Guam		1:27.04

## Event 15 Men 100 LC Meter Freestyle

Games Record: 50.44 R 06-Jul-15 Stephane Debaere

Tahiti

Name	Age	Team	Prelim Time	Finals Time
<b>A - Final</b>				
1 Pini, Ryan r:+0.69 24.14 50.63	33	Papua New Guinea	51.94	50.63
2 Debaere, Stephane r:+0.73 24.41 51.04	26	Tahiti	50.87	51.04
3 Lambert, Hugo r:+0.71 24.51 51.41	21	Tahiti	51.72	51.41
4 Seghers, Samuel r:+0.67 25.03 51.53	20	Papua New Guinea	51.62	51.53
5 Limozin, Emmanuel r:+0.59 25.19 51.87	18	New Caledonia	51.78	51.87
6 Stephens, Jagger r:+0.58 24.99 51.88	17	Guam	52.59	51.88
7 Goyetche, Julien-Pierre r:+0.68 25.24 52.35	22	New Caledonia	52.39	52.35
8 Elaisa, Paul r:+0.63 25.86 53.76	21	Fiji Islands	53.96	53.76

## Event 15 Men 100 LC Meter Freestyle

Games Record: 50.44 R 06-Jul-15 Stephane Debaere

Tahiti

Name	Age	Team	Seed Time	Prelim Time
<b>Preliminaries</b>				
1 Debaere, Stephane r:+0.75 24.39 50.87	26	Tahiti		50.87 q
2 Seghers, Samuel r:+0.70 25.07 51.62	20	Papua New Guinea		51.62 q
3 Lambert, Hugo r:+0.72 25.54 51.72	21	Tahiti		51.72 q
4 Limozin, Emmanuel r:+0.58 25.20 51.78	18	New Caledonia		51.78 q
5 Pini, Ryan r:+0.69 25.25 51.94	33	Papua New Guinea		51.94 q

## XV Pacific Games - 06-Jul-15 to 12-Jul-15

## Results

## Preliminaries ... (Event 15 Men 100 LC Meter Freestyle)

Name	Age	Team	Seed Time	Prelim Time
6 Goyetche, Julien-Pierre r:+0.68 25.47 52.39	22	New Caledonia		52.39 q
7 Stephens, Jagger r:+0.61 25.71 52.59	17	Guam		52.59 q
8 Ricarrere, Hugo r:+0.63 25.76 52.98	17	New Caledonia		52.98 q
9 Clark, Anthony r:+0.71 26.14 53.02	23	Tahiti		53.02
10 Malani, Meli r:+0.71 26.06 53.82	18	Fiji Islands		53.82
11 Elaisa, Paul r:+0.63 26.22 53.96	21	Fiji Islands		53.96
12 Duenas, Christopher r:+0.73 26.78 54.52	23	Guam		54.52
13 Kawale, Stanford r:+0.69 26.52 54.63	19	Papua New Guinea		54.63
14 Hardman, Daniel Tamatoa r:+0.66 26.34 55.30	16	American Samoa		55.30
15 Clark, William r:+0.70 26.08 55.43	22	Fiji Islands		55.43
16 Harris, Giordan r:+0.69 27.40 57.82	22	Marshall Islands		57.82
17 Hardman, William Tairiata r:+0.64 26.69 58.13	19	American Samoa		58.13
18 Poppe, Tanner r:+0.58 27.61 58.80	14	Guam		58.80
19 Wallace, Shawn r:+0.79 28.44 59.66	20	Palau		59.66
20 Sugie, Takumi Fukumoto r:+0.74 29.30 59.95	17	Northern Marianas		59.95
21 Panuve, Tong Li James r:+0.66 28.31 1:00.75	18	Tonga		1:00.75
22 Dionisio, Augustine II r:+0.65 28.03 1:01.01	23	Federated States of Micronesia		1:01.01
23 Keane, Noel r:+0.63 30.37 1:04.38	12	Palau		1:04.38
24 Kado, Albert r:+0.97 31.89 1:06.86	39	Solomon Islands		1:06.86
25 Lafiara, Clayment Bill r:+0.86 31.58 1:07.83	23	Solomon Islands		1:07.83

## Event 16 Women 400 LC Meter Freestyle

Games Record: 4:20.40 R 08-Jul-15 Lara Grangeon

New Caledonia

Name	Age	Team	Prelim Time	Finals Time
<b>A - Final</b>				
1 Grangeon, Lara r:+0.68 29.90 1:02.00 1:34.95	23	New Caledonia	4:28.32 4:20.40	4:20.40 R
2 Buadromo, Matelita r:+0.79 31.66 1:05.28 1:40.16	19	Fiji Islands	4:40.21 4:36.00	4:36.00
3 Robin, Charlotte r:+0.74 32.05 1:06.63 1:42.36	29	New Caledonia	4:48.49 4:41.97	4:41.97
4 Chentsova, Victoria Olegovna r:+0.76 32.67 1:08.81 1:45.25	17	Northern Marianas	4:51.94 4:45.74	4:45.74
5 Rova, Rosemarie r:+0.76 32.56 1:08.08 1:45.40	12	Fiji Islands	4:51.39 4:51.38	4:51.38
6 Tkatchenko, Ebony r:+0.68 33.79 1:11.88 1:50.18	13	Papua New Guinea	5:07.60 5:03.98	5:03.98

## XV Pacific Games - 06-Jul-15 to 12-Jul-15

## Results

## A - Final ... (Event 16 Women 400 LC Meter Freestyle)

Name	Age	Team	Prelim Time	Finals Time
7 Knight, Millie	17	Papua New Guinea	5:19.74	5:17.61
r:+0.73	34.10	1:12.51	1:52.69	2:34.20
		3:15.38	3:57.51	4:38.22
			5:17.61	

## Event 16 Women 400 LC Meter Freestyle

Games Record: 4:20.40 R 08-Jul-15 Lara Grangeon

New Caledonia

Name	Age	Team	Seed Time	Prelim Time
<b>Preliminaries</b>				
1 Grangeon, Lara	23	New Caledonia		4:28.32 q
r:+0.68	31.64	1:05.66	1:40.04	2:14.72
		2:47.97	3:21.72	3:55.33
			4:28.32	
2 Buadromo, Matelita	19	Fiji Islands		4:40.21 q
r:+0.76	32.09	1:06.65	1:41.58	2:17.11
		2:53.09	3:29.19	4:05.13
			4:40.21	
3 Robin, Charlotte	29	New Caledonia		4:48.49 q
r:+0.75	33.25	1:09.07	1:45.96	2:22.52
		2:59.30	3:36.16	4:13.21
			4:48.49	
4 Ricarrere, Lea	15	New Caledonia		4:49.43 q
r:+0.78	33.46	1:09.67	1:47.81	2:25.72
		3:02.81	3:39.74	4:16.48
			4:49.43	
5 Rova, Rosemarie	12	Fiji Islands		4:51.39 q
r:+0.79	33.54	1:10.35	1:48.04	2:26.00
		3:03.18	3:40.24	4:16.18
			4:51.39	
6 Chentsova, Victoria Olegovna	17	Northern Marianas		4:51.94 q
r:+0.74	34.56	1:11.68	1:49.73	2:27.82
		3:04.00	3:41.06	4:17.27
			4:51.94	
7 Erasito, Tieri	20	Fiji Islands		4:52.23 q
r:+0.76	33.15	1:09.01	1:46.07	2:22.90
		2:59.98	3:37.81	4:16.01
			4:52.23	
8 Tkatchenko, Ebony	13	Papua New Guinea		5:07.60 q
r:+0.65	34.07	1:11.64	1:50.43	2:29.29
		3:09.05	3:49.43	4:29.28
			5:07.60	
9 Knight, Millie	17	Papua New Guinea		5:19.74
r:+0.76	35.21	1:13.67	1:53.89	2:35.34
		3:16.50	3:58.54	4:39.90
			5:19.74	
10 Koupa, Jeankapa	15	Papua New Guinea		5:26.76
r:+0.85	35.27	1:14.91	1:55.36	2:37.26
		3:19.82	4:02.78	4:45.83
			5:26.76	

## Event 17 Men 50 LC Meter Breaststroke

Games Record: 28.20 R 08-Jul-15 Amini Fonua

Tonga

Name	Age	Team	Prelim Time	Finals Time
<b>A - Final</b>				
1 Fonua, Amini	25	Tonga	28.88	28.20 R
r:+0.67				
2 Debaere, Stephane	26	Tahiti	28.29	28.81
r:+0.70				
3 Teriipaia-Rentier, Rainui	31	Tahiti	29.21	29.11
r:+0.69				
4 Schulte, Benjamin	19	Guam	29.54	29.61
r:+0.65				
5 Malani, Meli	18	Fiji Islands	30.08	30.13
r:+0.66				
6 Maskelyne, Ryan	16	Papua New Guinea	30.23	30.45
r:+0.65				
7 Seeto, Ashley	27	Papua New Guinea	30.36	30.71
r:+0.72				
8 Oswald, Thomas	15	New Caledonia	31.03	31.34
r:+0.67				

## Event 17 Men 50 LC Meter Breaststroke

Games Record: 28.20 R 08-Jul-15 Amini Fonua

Tonga

Name	Age	Team	Seed Time	Prelim Time
<b>Preliminaries</b>				
1 Debaere, Stephane	26	Tahiti		28.29 q
r:+0.70				
2 Fonua, Amini	25	Tonga		28.88 q
r:+0.66				



**XV Pacific Games - 06-Jul-15 to 12-Jul-15****Results****Preliminaries ... (Event 17 Men 50 LC Meter Breaststroke)**

Name	Age	Team	Seed Time	Prelim Time
3 Teriipaia-Rentier, Rainui r:+0.79	31	Tahiti		29.21 q
4 Schulte, Benjamin r:+0.67	19	Guam		29.54 q
5 Malani, Meli r:+0.70	18	Fiji Islands		30.08 q
6 Maskelyne, Ryan r:+0.66	16	Papua New Guinea		30.23 q
7 Seeto, Ashley r:+0.71	27	Papua New Guinea		30.36 q
8 Nakmai, Ian r:+0.77	23	Papua New Guinea		30.38 q
9 Limozin, Emmanuel r:+0.59	18	New Caledonia		30.93
10 Oswald, Thomas r:+0.66	15	New Caledonia		31.03
11 Vakasama, Taichi r:+0.75	15	Fiji Islands		31.44
12 Miller, Douglas r:+0.69	22	Fiji Islands		32.07
13 Dionisio, Augustine II r:+0.69	23	Federated States of Micronesia		33.50
14 Hardman, William Tairiata r:+0.66	19	American Samoa		34.83
15 Poppe, Tanner r:+0.64	14	Guam		37.03
16 Sugie, Takumi Fukumoto r:+0.75	17	Northern Marianas		37.26
17 Lafiara, Clayment Bill r:+0.75	23	Solomon Islands		37.52
18 Imazu, Tommy r:+0.78	16	Guam		38.38
19 Kado, Albert	39	Solomon Islands		38.88
20 Taenaferu, Justine Qiroqiro	28	Solomon Islands		38.99
--- Dan, Jobest Ko'ohioa r:+0.91	25	Solomon Islands		DQ

**Event 18 Women 50 LC Meter Breaststroke**

Games Record: 32.50 R 08-Jul-15 Adeline Williams		New Caledonia		
Name	Age	Team	Prelim Time	Finals Time
<b>A - Final</b>				
1 Williams, Adeline r:+0.74	25	New Caledonia	32.50	32.61
2 Shimizu, Pilar r:+0.73	19	Guam	33.88	33.35
3 Tkatchenko, Savannah r:+0.64	15	Papua New Guinea	35.31	34.60
4 Vali-Skelton, Barbara r:+0.78	18	Papua New Guinea	34.28	34.69
5 Hidrio, Armelle r:+0.61	25	New Caledonia	36.07	36.32
6 Rova, Cheyenne r:+0.79	20	Fiji Islands	36.48	37.07
7 Scanlan, Tilali Rose Leslie r:+0.69	15	American Samoa	38.24	38.72
8 Furgeson, Colleen r:+0.76	16	Marshall Islands	40.01	40.22

## XV Pacific Games - 06-Jul-15 to 12-Jul-15

## Results

## Event 18 Women 50 LC Meter Breaststroke

Games Record:		32.50	R	08-Jul-15	Adeline Williams			New Caledonia	
Name	Age	Team	Seed Time	Prelim Time					
<b>Preliminaries</b>									
1	Williams, Adeline	25	New Caledonia					32.50 R	q
	r:+0.78								
2	Shimizu, Pilar	19	Guam					33.88	q
	r:+0.71								
3	Vali-Skelton, Barbara	18	Papua New Guinea					34.28	q
	r:+0.74								
4	Tkatchenko, Savannah	15	Papua New Guinea					35.31	q
	r:+0.61								
5	Buadromo, Matelita	19	Fiji Islands					35.42	q
	r:+0.73								
6	McCarthy, Tegan	18	Papua New Guinea					35.64	q
	r:+0.69								
7	Hidrio, Armelle	25	New Caledonia					36.07	q
	r:+0.62								
8	Rova, Cheyenne	20	Fiji Islands					36.48	q
	r:+0.77								
9	Scanlan, Tilali Rose Leslie	15	American Samoa					38.24	
	r:+0.68								
10	Ricarrere, Lea	15	New Caledonia					39.01	
	r:+0.76								
11	Furgeson, Colleen	16	Marshall Islands					40.01	
	r:+0.73								
12	Hepler, Ann-Marie	19	Marshall Islands					40.71	
	r:+0.64								
13	Daniel, Debra	24	Federated States of Micronesia					42.29	
	r:+0.71								
14	Poppe, Amanda	15	Guam					43.42	
	r:+0.81								
15	De Jesus, Angel Felice Delos S	16	Northern Marianas					44.65	
	r:+0.69								
16	Misech, Ikelau	12	Palau					45.62	
	r:+0.70								
17	Gomez, Mineri	14	Guam					46.99	
	r:+0.68								
18	Gali, Eva	19	Solomon Islands					47.89	
	r:+0.76								

## Event 19 Men 400 LC Meter Freestyle

Games Record:		3:56.82	R	08-Jul-15	Rahiti De Vos			Tahiti	
Name	Age	Team	Prelim Time	Finals Time					
<b>A - Final</b>									
1	De Vos, Rahiti	19	Tahiti					4:14.51	3:56.82 R
	r:+0.75	27.14	56.83	1:27.06	1:57.44	2:27.17	2:57.08	3:27.27	3:56.82
2	Lambert, Hugo	21	Tahiti					4:15.65	4:02.90
	r:+0.73	27.70	57.37	1:27.58	1:58.27	2:29.02	2:59.97	3:31.95	4:02.90
3	Dufourmantelle, Jeremie	16	New Caledonia					4:14.93	4:04.96
	r:+0.65	27.35	57.36	1:28.46	1:59.60	2:31.43	3:02.72	3:34.39	4:04.96
4	Schuster, Brandon	17	Samoa					4:15.96	4:10.15
	r:+0.68	28.26	59.36	1:31.61	2:03.80	2:36.05	3:08.09	3:40.10	4:10.15
5	Tormento, Hugo	22	New Caledonia					4:19.75	4:12.07
	r:+0.70	27.49	58.35	1:29.72	2:02.04	2:34.23	3:07.11	3:40.08	4:12.07
6	Miller, Douglas	22	Fiji Islands					4:20.43	4:20.50
	r:+0.74	28.16	59.55	1:31.57	2:04.65	2:37.47	3:11.54	3:46.16	4:20.50

## XV Pacific Games - 06-Jul-15 to 12-Jul-15

## Results

## A - Final ... (Event 19 Men 400 LC Meter Freestyle)

Name	Age	Team	Prelim Time	Finals Time
7 Plummer, Sheldon	17	Papua New Guinea	4:31.66	4:37.27
r:+0.85 29.87 1:03.43 1:37.48 2:12.40 2:48.29 3:24.98 4:01.13 4:37.27				
8 Imazu, Tommy	16	Guam	4:43.76	4:41.10
r:+0.66 30.71 1:05.81 1:41.65 2:18.03 2:53.80 3:29.86 4:06.41 4:41.10				

## Event 19 Men 400 LC Meter Freestyle

Games Record: 3:56.82 R 08-Jul-15 Rahiti De Vos

Tahiti

Name	Age	Team	Seed Time	Prelim Time
<b>Preliminaries</b>				
1 De Vos, Rahiti	19	Tahiti		4:14.51 q
r:+0.76 30.01 1:02.27 1:35.66 2:08.93 2:41.92 3:14.15 3:45.44 4:14.51				
2 Dufourmantelle, Jeremie	16	New Caledonia		4:14.93 q
r:+0.66 29.76 1:01.99 1:35.50 2:08.51 2:41.68 3:13.84 3:45.69 4:14.93				
3 Lambert, Hugo	21	Tahiti		4:15.65 q
r:+0.78 29.13 1:01.51 1:34.81 2:07.92 2:41.15 3:13.65 3:45.44 4:15.65				
4 Schuster, Brandon	17	Samoa		4:15.96 q
r:+0.69 29.49 1:01.90 1:35.25 2:08.46 2:41.47 3:14.34 3:46.73 4:15.96				
5 Schulte, Benjamin	19	Guam		4:17.32 q
r:+0.67 29.16 1:01.76 1:34.95 2:08.11 2:40.80 3:13.71 3:46.33 4:17.32				
6 Tormento, Hugo	22	New Caledonia		4:19.75 q
r:+0.72 28.69 1:01.07 1:34.24 2:07.56 2:40.73 3:13.94 3:46.91 4:19.75				
7 Miller, Douglas	22	Fiji Islands		4:20.43 q
r:+0.75 29.21 1:01.44 1:34.88 2:07.96 2:41.07 3:14.02 3:47.13 4:20.43				
8 Mary, Thibaut	16	New Caledonia		4:25.42 q
r:+0.61 28.84 1:02.39 1:36.30 2:10.57 2:43.58 3:17.26 3:51.22 4:25.42				
9 Plummer, Sheldon	17	Papua New Guinea		4:31.66
r:+0.79 30.49 1:04.30 1:38.92 2:13.85 2:47.47 3:22.31 3:57.16 4:31.66				
10 Imazu, Tommy	16	Guam		4:43.76
r:+0.69 30.87 1:05.26 1:40.87 2:17.36 2:53.58 3:31.13 4:08.64 4:43.76				
11 Johns, Oakley	17	Fiji Islands		4:43.98
r:+0.64 30.81 1:04.66 1:40.14 2:15.52 2:51.82 3:28.69 4:06.64 4:43.98				
12 Panuve, Tong Li James	18	Tonga		4:48.71
r:+0.67 32.32 1:08.82 1:45.72 2:22.92 3:00.41 3:37.68 4:14.29 4:48.71				
13 Keane, Noel	12	Palau		4:49.58
r:+0.62 33.48 1:11.34 1:48.58 2:24.81 3:01.46 3:38.12 4:14.48 4:49.58				
14 Wallace, Shawn	20	Palau		4:56.27
r:+0.82 33.31 1:10.64 1:49.03 2:27.44 3:05.68 3:42.87 4:19.63 4:56.27				
15 John, Holly	18	Papua New Guinea		5:02.19
r:+0.71 31.19 1:06.93 1:43.07 2:20.94 3:00.36 3:40.70 4:21.81 5:02.19				
16 Poppe, Tanner	14	Guam		5:04.38
r:+0.63 32.13 1:09.17 1:48.46 2:26.35 3:06.67 3:45.08 4:26.48 5:04.38				
17 Kunda, Ashton	15	Papua New Guinea		5:05.13
r:+0.79 29.63 1:04.74 1:41.87 2:21.92 3:01.32 3:42.90 4:23.59 5:05.13				

## Event 20 Mixed 200 LC Meter Medley 4 x 50m Relay

Games Record: 1:49.94 R 08-Jul-15 New Caledonia

New Caledonia

E Terebo, A Williams, T Mary, J Goyetche

Team	Relay	Finals Time
1 New Caledonia		1:49.94 R
1) Terebo, Emma W16	2) r:0.36 Williams, Adeline W25	3) r:0.43 Mary, Thibaut M16
r:+0.64 29.58 1:01.53 1:27.30 1:49.94		4) r:0.29 Goyetche, Julien-Pierre M
2 Papua New Guinea		1:52.04
1) Pini, Ryan M33	2) r:0.60 Vali-Skelton, Barbara W13	3) r:0.07 Seghers, Samuel M20
r:+0.66 25.95 1:00.60 1:25.70 1:52.04		4) r:0.42 Mopio-Jane, Anna-Liza W
3 Fiji Islands		1:54.18
1) Naivalu, Adi Kinisimere W16	2) r:0.46 Malani, Meli M18	3) r:0.62 Buadromo, Matelita W19
r:+0.65 31.35 1:00.94 1:30.40 1:54.18		4) r:0.20 Probert, Carl M39

## XV Pacific Games - 06-Jul-15 to 12-Jul-15

## Results

**(Event 20 Mixed 200 LC Meter Medley 4 x 50m Relay)**

Team	Relay	Finals Time
4 Tahiti		1:55.31
1) Dupont, Teiki M19	2) r:0.26 Teriipaia-Rentier, Rainui B3	3) r:0.55 Diaz, Alizee W14
4) r:0.37 Bernadino, Mehani W15		
r:+0.64 27.04 55.72 1:26.98	1:55.31	
5 Guam		1:59.84
1) Stephens, Jagger M17	2) r:0.61 Shimizu, Pilar W19	3) r:0.37 Duenas, Christopher M234
4) r:0.24 Poppe, Amanda W15		
r:+0.52 28.70 1:02.00 1:28.81	1:59.84	
6 Palau		2:13.32
1) Akiwo, Roylin W15	2) r:0.56 Keane, Noel M12	3) r:0.34 Misech, Dirngulbai W17
4) r:0.47 Wallace, Shawn M20		
r:+0.65 34.81 1:14.04 1:46.28	2:13.32	

**Event 21 Men 50 LC Meter Butterfly**

Games Record:	23.93	R	09-Jul-15	Ryan Pini	Papua New Guinea	
Name	Age	Team	Prelim Time	Finals Time		
<b>A - Final</b>						
1 Pini, Ryan	33	Papua New Guinea	24.58	23.93 R		
r:+0.68						
2 Debaere, Stephane	26	Tahiti	25.06	24.69		
r:+0.71						
3 Lambert, Hugo	21	Tahiti	25.35	25.27		
r:+0.74						
4 Seghers, Samuel	20	Papua New Guinea	25.51	25.50		
r:+0.68						
5 Stephens, Jagger	17	Guam	26.35	26.06		
r:+0.62						
6 Malani, Meli	18	Fiji Islands	25.72	26.20		
r:+0.69						
7 Hardman, Daniel Tamatoa	16	American Samoa	27.15	27.34		
r:+0.68						
8 Elaisa, Paul	21	Fiji Islands	26.66	27.56		
r:+0.64						

**Event 21 Men 50 LC Meter Butterfly**

Games Record:	23.93	R	09-Jul-15	Ryan Pini	Papua New Guinea	
Name	Age	Team	Seed Time	Prelim Time		
<b>Preliminaries</b>						
1 Pini, Ryan	33	Papua New Guinea	24.58	q		
r:+0.71						
2 Debaere, Stephane	26	Tahiti	25.06	q		
r:+0.71						
3 Lambert, Hugo	21	Tahiti	25.35	q		
r:+0.75						
4 Clark, Anthony	23	Tahiti	25.42	q		
r:+0.69						
5 Seghers, Samuel	20	Papua New Guinea	25.51	q		
r:+0.72						
6 Malani, Meli	18	Fiji Islands	25.72	q		
r:+0.65						
7 Mary, Thibaut	16	New Caledonia	25.85	q		
r:+0.59						
8 Limozin, Emmanuel	18	New Caledonia	25.92	q		
r:+0.58						
9 Calmettes, Kevin	23	New Caledonia	26.15			
r:+0.59						
10 Stephens, Jagger	17	Guam	26.35			
r:+0.61						
11 Pokawin, Peter	21	Papua New Guinea	26.41			
r:+0.69						

## XV Pacific Games - 06-Jul-15 to 12-Jul-15

## Results

## Preliminaries ... (Event 21 Men 50 LC Meter Butterfly)

Name	Age	Team	Seed Time	Prelim Time
12 Elaisa, Paul r:+0.63	21	Fiji Islands		26.66
13 Clark, William r:+0.68	22	Fiji Islands		27.12
14 Hardman, Daniel Tamatoa r:+0.71	16	American Samoa		27.15
15 Duenas, Christopher r:+0.75	23	Guam		27.72
16 Harris, Giordan r:+0.67	22	Marshall Islands		28.51
17 Hardman, William Tairiata r:+0.66	19	American Samoa		28.89
18 Imazu, Tommy r:+0.69	16	Guam		29.73
19 Wallace, Shawn r:+0.80	20	Palau		30.00
20 Dionisio, Augustine II r:+0.67	23	Federated States of Micronesia		30.02
21 Sugie, Takumi Fukumoto r:+0.84	17	Northern Marianas		31.17
22 Keane, Noel r:+0.51	12	Palau		32.90
--- Kado, Albert r:+0.89	39	Solomon Islands		DQ

## Event 22 Women 100 LC Meter Breaststroke

Games Record: 1:11.05 R 09-Jul-15 Adeline Williams				New Caledonia	
Name	Age	Team	Prelim Time	Finals Time	
<b>A - Final</b>					
1 Williams, Adeline r:+0.73 33.55 1:11.05	25	New Caledonia	1:11.95	1:11.05	R
2 Shimizu, Pilar r:+0.70 34.76 1:16.05	19	Guam	1:17.22	1:16.05	
3 Tkatchenko, Savannah r:+0.68 36.20 1:16.96	15	Papua New Guinea	1:16.54	1:16.96	
4 Vali-Skelton, Barbara r:+0.76 36.59 1:17.42	18	Papua New Guinea	1:19.02	1:17.42	
5 Rova, Rosemarie r:+0.72 38.56 1:23.09	12	Fiji Islands	1:25.13	1:23.09	
6 McGowan, Amy r:+0.71 39.82 1:25.56	17	Fiji Islands	1:26.16	1:25.56	
7 Scanlan, Tilali Rose Leslie r:+0.74 38.33 1:27.09	15	American Samoa	1:26.49	1:27.09	
8 Hidrio, Armelle r:+0.68 40.27 1:27.58	25	New Caledonia	1:25.85	1:27.58	

## Event 22 Women 100 LC Meter Breaststroke

Games Record: 1:11.05 R 09-Jul-15 Adeline Williams				New Caledonia	
Name	Age	Team	Seed Time	Prelim Time	
<b>Preliminaries</b>					
1 Williams, Adeline r:+0.74 34.72 1:11.95	25	New Caledonia		1:11.95	q
2 Tkatchenko, Savannah r:+0.63 35.54 1:16.54	15	Papua New Guinea		1:16.54	q
3 Shimizu, Pilar r:+0.69 36.19 1:17.22	19	Guam		1:17.22	q
4 Vali-Skelton, Barbara r:+0.78 37.18 1:19.02	18	Papua New Guinea		1:19.02	q

## XV Pacific Games - 06-Jul-15 to 12-Jul-15

## Results

## Preliminaries ... (Event 22 Women 100 LC Meter Breaststroke)

Name	Age	Team	Seed Time	Prelim Time
5 Flynn, Jocelyn	17	Papua New Guinea		1:21.34 q
r:+0.68 37.49 1:21.34				
6 Rova, Rosemarie	12	Fiji Islands		1:25.13 q
r:+0.75 38.61 1:25.13				
7 Hidrio, Armelle	25	New Caledonia		1:25.85 q
r:+0.61 39.95 1:25.85				
8 McGowan, Amy	17	Fiji Islands		1:26.16 q
r:+0.70 40.12 1:26.16				
9 Scanlan, Tilali Rose Leslie	15	American Samoa		1:26.49
r:+0.69 40.64 1:26.49				
10 Furgeson, Colleen	16	Marshall Islands		1:32.37
r:+0.77 42.52 1:32.37				
11 Poppe, Amanda	15	Guam		1:34.95
r:+0.79 45.19 1:34.95				
12 De Jesus, Angel Felice Delos S	16	Northern Marianas		1:36.44
r:+0.67 45.03 1:36.44				
13 Misech, Ikelau	12	Palau		1:39.85
r:+0.62 46.25 1:39.85				

## Event 23 Men 200 LC Meter Breaststroke

Games Record: 2:17.06 R 29-Aug-11 Thomas Dahlia

New Caledonia

Name	Age	Team	Prelim Time	Finals Time
<b>A - Final</b>				
1 Fonua, Amini	25	Tonga	2:27.73	2:20.27
r:+0.65 30.78 1:06.17 1:42.79 2:20.27				
2 Maskelyne, Ryan	16	Papua New Guinea	2:25.39	2:21.22
r:+0.64 31.95 1:09.48 1:45.64 2:21.22				
3 Schulte, Benjamin	19	Guam	2:25.55	2:22.29
r:+0.67 32.25 1:08.40 1:45.39 2:22.29				
4 Teriipaia-Rentier, Rainui	31	Tahiti	2:27.99	2:24.53
r:+0.74 31.87 1:09.02 1:46.07 2:24.53				
5 Oswald, Thomas	15	New Caledonia	2:27.22	2:25.86
r:+0.66 32.36 1:09.74 1:47.23 2:25.86				
6 Vakasama, Taichi	15	Fiji Islands	2:29.56	2:31.36
r:+0.70 34.29 1:13.11 1:52.52 2:31.36				
7 Seeto, Ashley	27	Papua New Guinea	2:34.19	2:31.97
r:+0.70 32.22 1:09.70 1:49.12 2:31.97				
8 Johns, Oakley	17	Fiji Islands	2:41.05	2:43.80
r:+0.62 34.96 1:16.80 1:59.74 2:43.80				

## Event 23 Men 200 LC Meter Breaststroke

Games Record: 2:17.06 R 29-Aug-11 Thomas Dahlia

New Caledonia

Name	Age	Team	Seed Time	Prelim Time
<b>Preliminaries</b>				
1 Maskelyne, Ryan	16	Papua New Guinea		2:25.39 q
r:+0.66 32.88 1:09.59 1:47.99 2:25.39				
2 Schulte, Benjamin	19	Guam		2:25.55 q
r:+0.67 32.76 1:09.20 1:47.41 2:25.55				
3 Oswald, Thomas	15	New Caledonia		2:27.22 q
r:+0.69 32.84 1:10.14 1:49.30 2:27.22				
4 Fonua, Amini	25	Tonga		2:27.73 q
r:+0.67 33.23 1:10.32 1:49.08 2:27.73				
5 Teriipaia-Rentier, Rainui	31	Tahiti		2:27.99 q
r:+0.72 32.07 1:09.59 1:48.21 2:27.99				
6 Vakasama, Taichi	15	Fiji Islands		2:29.56 q
r:+0.69 34.38 1:11.95 1:50.72 2:29.56				

## XV Pacific Games - 06-Jul-15 to 12-Jul-15

## Results

## Preliminaries ... (Event 23 Men 200 LC Meter Breaststroke)

Name	Age	Team	Seed Time	Prelim Time	
7 Schuster, Brandon	17	Samoa		2:31.85	q
r:+0.69 33.89 1:11.78 1:52.37			2:31.85		
8 Seeto, Ashley	27	Papua New Guinea		2:34.19	q
r:+0.75 34.07 1:12.85 1:52.04			2:34.19		
9 Kalate, Leonard	15	Papua New Guinea		2:38.60	
r:+0.70 32.98 1:11.01 1:53.15			2:38.60		
10 Johns, Oakley	17	Fiji Islands		2:41.05	
r:+0.64 34.59 1:15.56 1:57.96			2:41.05		
11 Dionisio, Augustine II	23	Federated States of Micronesia		2:54.14	
r:+0.69 37.07 1:19.76 2:06.11			2:54.14		

## Event 24 Women 50 LC Meter Butterfly

Games Record: 27.13 R 29-Aug-11 Diane Bui Duyet

New Caledonia

Name	Age	Team	Prelim Time	Finals Time
<b>A - Final</b>				
1 Terebo, Emma	16	New Caledonia	29.21	28.44
r:+0.62				
2 Puamau, Caroline	35	Fiji Islands	28.67	28.61
r:+0.76				
3 Buadromo, Matelita	19	Fiji Islands	28.91	28.71
r:+0.70				
4 Hidrio, Armelle	25	New Caledonia	29.26	28.99
r:+0.59				
5 Hepler, Ann-Marie	19	Marshall Islands	29.95	30.04
r:+0.65				
6 McCarthy, Tegan	18	Papua New Guinea	30.05	30.37
r:+0.71				
7 Mopio-Jane, Anna-Liza	28	Papua New Guinea	30.85	30.67
r:+0.71				
8 Misech, Dirngulbai	17	Palau	32.08	32.39
r:+0.59				

## Event 24 Women 50 LC Meter Butterfly

Games Record: 27.13 R 29-Aug-11 Diane Bui Duyet

New Caledonia

Name	Age	Team	Seed Time	Prelim Time	
<b>Preliminaries</b>					
1 Puamau, Caroline	35	Fiji Islands		28.67	q
r:+0.79					
2 Buadromo, Matelita	19	Fiji Islands		28.91	q
r:+0.72					
3 Terebo, Emma	16	New Caledonia		29.21	q
r:+0.63					
4 Hidrio, Armelle	25	New Caledonia		29.26	q
r:+0.62					
5 Pene, Iris	17	Fiji Islands		29.82	q
r:+0.69					
6 Hepler, Ann-Marie	19	Marshall Islands		29.95	q
r:+0.69					
7 McCarthy, Tegan	18	Papua New Guinea		30.05	q
r:+0.73					
8 Pujol, Lou	14	New Caledonia		30.39	q
r:+0.64					
9 Mopio-Jane, Anna-Liza	28	Papua New Guinea		30.85	
r:+0.74					
10 Bernadino, Mehani	15	Tahiti		31.36	
r:+0.77					

## XV Pacific Games - 06-Jul-15 to 12-Jul-15

## Results

## Preliminaries ... (Event 24 Women 50 LC Meter Butterfly)

Name	Age	Team	Seed Time	Prelim Time
11 Murray, Britney r:+0.76	17	Papua New Guinea		31.69
12 Misech, Dirngulbai r:+0.46	17	Palau		32.08
13 Shimizu, Pilar r:+0.70	19	Guam		32.16
14 Daniel, Debra r:+0.76	24	Federated States of Micronesia		32.60
15 Panuve, Charissa Sofia r:+0.72	20	Tonga		33.17
16 Gomez, Mineri r:+0.53	14	Guam		33.36
17 Scanlan, Tilali Rose Leslie r:+0.72	15	American Samoa		33.40
18 Furgeson, Colleen r:+0.74	16	Marshall Islands		33.78
19 De Jesus, Angel Felice Delos S r:+0.68	16	Northern Marianas		34.66
20 Misech, Ikelau	12	Palau		37.17
21 Poppe, Amanda r:+0.79	15	Guam		37.81

## Event 25 Men 200 LC Meter IM

Games Record: 2:06.22 R 01-Sep-07 Ryan Pini

Papua New Guinea

Name	Age	Team	Prelim Time	Finals Time
<b>A - Final</b>				
1 Schulte, Benjamin r:+0.64 27.73 1:02.30 1:38.61 2:09.22	19	Guam	2:11.47	2:09.22
2 Mary, Thibaut r:+0.58 26.93 1:01.42 1:40.84 2:10.67	16	New Caledonia	2:13.55	2:10.67
3 Limozin, Emmanuel r:+0.59 27.89 1:03.86 1:42.17 2:12.36	18	New Caledonia	2:16.98	2:12.36
4 Schuster, Brandon r:+0.68 28.75 1:03.53 1:42.33 2:12.89	17	Samoa	2:13.93	2:12.89
5 Miller, Douglas r:+0.69 27.45 1:03.97 1:43.69 2:17.46	22	Fiji Islands	2:17.74	2:17.46
6 Sommers, Henere r:+0.70 27.72 1:03.03 1:44.60 2:18.27	18	Tahiti	2:18.55	2:18.27
7 Kawale, Stanford r:+0.63 28.11 1:06.85 1:49.08 2:21.92	19	Papua New Guinea	2:22.69	2:21.92
8 Akunaii, Bobby r:+0.74 28.90 1:06.98 1:50.13 2:26.46	17	Papua New Guinea	2:25.88	2:26.46

## Event 25 Men 200 LC Meter IM

Games Record: 2:06.22 R 01-Sep-07 Ryan Pini

Papua New Guinea

Name	Age	Team	Seed Time	Prelim Time
<b>Preliminaries</b>				
1 Schulte, Benjamin r:+0.63 27.67 1:02.56 1:39.48 2:11.47	19	Guam		2:11.47 q
2 Mary, Thibaut r:+0.61 27.29 1:02.88 1:42.70 2:13.55	16	New Caledonia		2:13.55 q
3 Schuster, Brandon r:+0.69 28.27 1:03.31 1:42.10 2:13.93	17	Samoa		2:13.93 q
4 Tormento, Hugo r:+0.70 27.47 1:01.79 1:42.41 2:14.13	22	New Caledonia		2:14.13 q
5 Limozin, Emmanuel r:+0.62 29.98 1:07.35 1:46.10 2:16.98	18	New Caledonia		2:16.98 q



## XV Pacific Games - 06-Jul-15 to 12-Jul-15

## Results

## Preliminaries ... (Event 25 Men 200 LC Meter IM)

Name	Age	Team	Seed Time	Prelim Time	
6 Miller, Douglas	22	Fiji Islands		2:17.74	q
r:+0.73 27.57 1:04.23 1:45.45			2:17.74		
7 Sommers, Henere	18	Tahiti		2:18.55	q
r:+0.69 28.44 1:04.10 1:46.49			2:18.55		
8 Elaisa, Paul	21	Fiji Islands		2:19.37	q
r:+0.64 28.78 1:05.57 1:48.30			2:19.37		
9 Vakasama, Taichi	15	Fiji Islands		2:21.34	
r:+0.76 31.30 1:09.39 1:49.58			2:21.34		
10 Kawale, Stanford	19	Papua New Guinea		2:22.69	
r:+0.64 28.77 1:07.28 1:50.19			2:22.69		
11 Akunaii, Bobby	17	Papua New Guinea		2:25.88	
r:+0.76 29.28 1:06.51 1:50.60			2:25.88		
12 Stephens, Jagger	17	Guam		2:28.64	
r:+0.63 29.01 1:09.38 1:54.83			2:28.64		
13 Sugie, Takumi Fukumoto	17	Northern Marianas		2:31.51	
r:+0.68 31.70 1:10.41 1:56.65			2:31.51		
14 Hardman, Daniel Tamatoa	16	American Samoa		2:32.15	
r:+0.68 30.38 1:07.77 1:56.64			2:32.15		
15 Imazu, Tommy	16	Guam		2:33.48	
r:+0.67 31.85 1:13.88 1:59.94			2:33.48		
16 Aika, Livingston	18	Papua New Guinea		2:34.14	
r:+0.79 29.25 1:07.48 1:54.64			2:34.14		
17 Hardman, William Tairiata	19	American Samoa		2:35.68	
r:+0.64 31.36 1:11.75 1:59.66			2:35.68		
18 Keane, Noel	12	Palau		2:39.11	
r:+0.57 33.75 1:17.46 2:03.71			2:39.11		

## Event 26 Women 800 LC Meter Freestyle

Games Record: 8:52.99 R 09-Jul-15 Lara Grangeon

New Caledonia

Name	Age	Team	Finals Time
1 Grangeon, Lara	23	New Caledonia	8:52.99 R
r:+0.67 30.59 1:03.39 1:37.28			2:10.52 2:44.43 3:17.80 3:51.78 4:25.24
4:59.21 5:32.59 6:06.58			6:40.02 7:14.12 7:47.62 8:21.23 8:52.99
2 Buadromo, Matelita	19	Fiji Islands	9:33.71
r:+0.80 32.78 1:07.97 1:43.94			2:19.85 2:56.22 3:32.47 4:08.78 4:45.06
5:21.56 5:57.77 6:34.57			7:10.81 7:47.32 8:23.65 8:59.70 9:33.71
3 Robin, Charlotte	29	New Caledonia	9:38.80
r:+0.70 33.19 1:08.63 1:44.88			2:20.70 2:57.16 3:33.16 4:09.91 4:46.43
5:23.39 6:00.09 6:37.25			7:13.83 7:50.88 8:27.38 9:04.35 9:38.80
4 Chentsova, Victoria Olegovna	17	Northern Marianas	10:01.49
r:+0.76 34.00 1:11.25 1:50.03			2:27.85 3:06.13 3:44.65 4:23.58 5:02.56
5:40.64 6:17.92 6:55.80			7:33.09 8:10.81 8:48.10 9:25.56 10:01.49
5 Rova, Rosemarie	12	Fiji Islands	10:09.90
r:+0.85 34.33 1:11.78 1:50.21			2:29.06 3:06.63 3:45.56 4:24.25 5:03.34
5:41.32 6:21.18 7:00.21			7:39.86 8:19.49 8:59.08 9:34.91 10:09.90
6 Knight, Millie	17	Papua New Guinea	10:51.86
r:+0.76 34.45 1:13.35 1:53.08			2:34.69 3:15.66 3:57.39 4:38.18 5:20.41
6:01.65 6:44.14 7:25.73			8:08.32 8:49.88 9:31.83 10:12.61 10:51.86
7 Tkatchenko, Ebony	13	Papua New Guinea	10:53.38
r:+0.66 34.29 1:11.77 1:49.88			2:29.35 3:08.67 3:49.70 4:31.02 5:13.14
5:55.44 6:38.51 7:21.15			8:04.95 8:47.77 9:30.45 10:13.12 10:53.38

**XV Pacific Games - 06-Jul-15 to 12-Jul-15****Results****Event 27 Mixed 200 LC Meter Freestyle 4 x 50m Relay****Games Record: 1:40.02 R 09-Jul-15 Papua New Guinea Papua New Guinea****A Mopio-Jane, S SEGHERS, S TKATCHENKO, R PINI**

Team	Relay	Finals Time
1 Papua New Guinea		1:40.02 R
r:+0.72	1) Mopio-Jane, Anna-Liza W28 2) r:0.27 Seghers, Samuel M20 3) r:0.35 Tkatchenko, Savannah W4) r:0.28 Pini, Ryan M33	
2 Fiji Islands		1:40.45
r:+0.66	1) Malani, Meli M18 2) r:0.27 Probert, Carl M39 3) r:0.50 Blake, Yolani W15 4) r:0.65 Puamau, Caroline W35	
3 New Caledonia		1:40.57
r:+0.61	1) Terebo, Emma W16 2) r:0.39 Limozin, Emmanuel M183) r:0.65 Hidrio, Armelle W25 4) r:0.41 Goyetche, Julien-Pierre M	
4 Tahiti		1:44.01
r:+0.73	1) Clark, Anthony M23 2) r:0.53 Debaere, Stephane M26 3) r:0.41 Bernadino, Mehani W15 4) r:0.40 Diaz, Alizee W14	
5 Guam		1:44.98
r:+0.69	1) Shimizu, Pilar W19 2) r:0.49 Gomez, Mineri W14 3) r:0.40 Duenas, Christopher M234) r:0.27 Stephens, Jagger M17	
6 Palau		1:55.48
r:+0.66	1) Akiwo, Roylin W15 2) r:0.35 Misech, Dirngulbai W17 3) r:0.36 Keane, Noel M12 4) r:0.53 Wallace, Shawn M20	

**Event 28 Men 50 LC Meter Freestyle****Games Record: 23.10 R 10-Jul-15 Ryan Pini****Papua New Guinea**

Name	Age	Team	Prelim Time	Finals Time
<b>A - Final</b>				
1 Pini, Ryan	33	Papua New Guinea	23.21	23.10 R
r:+0.72				
2 Debaere, Stephane	26	Tahiti	23.27	23.24
r:+0.69				
3 Goyetche, Julien-Pierre	22	New Caledonia	23.49	23.29
r:+0.72				
4 Malani, Meli	18	Fiji Islands	23.32	23.44
r:+0.64				
5 Clark, Anthony	23	Tahiti	23.55	23.47
r:+0.75				
6 Seghers, Samuel	20	Papua New Guinea	23.55	23.78
r:+0.71				
7 Stephens, Jagger	17	Guam	23.75	23.97
r:+0.62				
8 Limozin, Emmanuel	18	New Caledonia	23.97	24.23
r:+0.64				

**Event 28 Men 50 LC Meter Freestyle****Games Record: 23.10 R 10-Jul-15 Ryan Pini****Papua New Guinea**

Name	Age	Team	Seed Time	Prelim Time
<b>Preliminaries</b>				
1 Pini, Ryan	33	Papua New Guinea	23.21	q
r:+0.71				
2 Debaere, Stephane	26	Tahiti	23.27	q
r:+0.71				
3 Malani, Meli	18	Fiji Islands	23.32	q
r:+0.64				
4 Goyetche, Julien-Pierre	22	New Caledonia	23.49	q
r:+0.68				
*5 Seghers, Samuel	20	Papua New Guinea	23.55	q
r:+0.67				

**XV Pacific Games - 06-Jul-15 to 12-Jul-15****Results****Preliminaries ... (Event 28 Men 50 LC Meter Freestyle)**

Name	Age	Team	Seed Time	Prelim Time
*5 Clark, Anthony r:+0.68	23	Tahiti		23.55 q
7 Stephens, Jagger r:+0.61	17	Guam		23.75 q
8 Lambert, Hugo r:+0.69	21	Tahiti		23.92 q
9 Limozin, Emmanuel r:+0.59	18	New Caledonia		23.97
10 Ricarrere, Hugo r:+0.69	17	New Caledonia		24.44
11 Clark, William r:+0.68	22	Fiji Islands		24.47
12 Duenas, Christopher r:+0.72	23	Guam		24.77
13 Biggs, Leo r:+0.73	36	Papua New Guinea		24.81
14 Kado, Eugene r:+0.65	16	Fiji Islands		24.87
15 Hardman, Daniel Tamatoa r:+0.70	16	American Samoa		24.89
16 Schuster, Brandon r:+0.66	17	Samoa		25.32
17 Hardman, William Tairiata r:+0.67	19	American Samoa		25.90
18 Harris, Giordan r:+0.66	22	Marshall Islands		26.00
19 Poppe, Tanner r:+0.62	14	Guam		26.87
20 Dionisio, Augustine II r:+0.69	23	Federated States of Micronesia		27.01
21 Wallace, Shawn r:+0.83	20	Palau		27.33
22 Sugie, Takumi Fukumoto r:+0.70	17	Northern Marianas		27.59
23 Lafifara, Clayment Bill r:+0.90	23	Solomon Islands		28.66
24 Kado, Albert r:+0.94	39	Solomon Islands		30.01
25 Taenaferu, Justine Qiroqiro	28	Solomon Islands		31.95
26 Dan, Jobest Ko'ohioa r:+0.88	25	Solomon Islands		35.43

**Event 29 Women 200 LC Meter IM**

Games Record: 2:17.84 R 10-Jul-15 Lara Grangeon

New Caledonia

Name	Age	Team	Prelim Time	Finals Time
<b>A - Final</b>				
1 Grangeon, Lara r:+0.68 29.98 1:06.13 1:45.98 2:17.84	23	New Caledonia	2:26.27	2:17.84R
2 Buadromo, Matelita r:+0.78 30.80 1:08.73 1:52.38 2:27.22	19	Fiji Islands	2:29.81	2:27.22
3 Tkatchenko, Savannah r:+0.67 31.25 1:10.29 1:54.16 2:29.82	15	Papua New Guinea	2:32.42	2:29.82
4 Ricarrere, Lea r:+0.73 33.09 1:12.31 1:58.75 2:32.08	15	New Caledonia	2:30.52	2:32.08
5 Rova, Rosemarie r:+0.78 33.14 1:15.11 2:02.53 2:36.64	12	Fiji Islands	2:37.37	2:36.64

## XV Pacific Games - 06-Jul-15 to 12-Jul-15

## Results

## A - Final ... (Event 29 Women 200 LC Meter IM)

Name	Age	Team	Prelim Time	Finals Time
6 Tkatchenko, Ebony	13	Papua New Guinea	2:41.81	2:41.58
r:+0.70 34.46 1:15.42 2:05.58		2:41.58		
7 Chentsova, Victoria Olegovna	17	Northern Marianas	2:47.53	2:45.56
r:+0.77 34.52 1:17.88 2:08.22		2:45.56		
8 Scanlan, Tilali Rose Leslie	15	American Samoa	2:50.62	2:54.80
r:+0.71 34.49 1:22.17 2:13.08		2:54.80		

## Event 29 Women 200 LC Meter IM

Games Record: 2:17.84 R 10-Jul-15 Lara Grangeon

New Caledonia

Name	Age	Team	Seed Time	Prelim Time
<b>Preliminaries</b>				
1 Grangeon, Lara	23	New Caledonia		2:26.27 q
r:+0.67 32.60 1:10.98 1:54.63		2:26.27		
2 Buadromo, Matelita	19	Fiji Islands		2:29.81 q
r:+0.76 30.96 1:10.43 1:54.64		2:29.81		
3 Ricarrere, Lea	15	New Caledonia		2:30.52 q
r:+0.75 32.75 1:11.99 1:57.03		2:30.52		
4 Tkatchenko, Savannah	15	Papua New Guinea		2:32.42 q
r:+0.69 31.47 1:10.30 1:54.94		2:32.42		
5 Rova, Rosemarie	12	Fiji Islands		2:37.37 q
r:+0.79 33.46 1:14.54 2:01.07		2:37.37		
6 Pujol, Lou	14	New Caledonia		2:39.63 q
r:+0.53 31.46 1:15.13 2:03.04		2:39.63		
7 Tkatchenko, Ebony	13	Papua New Guinea		2:41.81 q
r:+0.68 34.94 1:15.97 2:06.33		2:41.81		
8 Vali-Skelton, Barbara	18	Papua New Guinea		2:41.86 q
r:+0.78 34.48 1:15.72 2:02.79		2:41.86		
9 Chentsova, Victoria Olegovna	17	Northern Marianas		2:47.53
r:+0.75 35.08 1:18.03 2:09.58		2:47.53		
10 Scanlan, Tilali Rose Leslie	15	American Samoa		2:50.62
r:+0.72 35.00 1:22.36 2:11.12		2:50.62		
11 Poppe, Amanda	15	Guam		2:55.54
r:+0.77 38.65 1:24.88 2:16.72		2:55.54		
12 De Jesus, Angel Felice Delos S	16	Northern Marianas		2:56.68
r:+0.72 36.03 1:23.70 2:17.85		2:56.68		
13 Gomez, Mineri	14	Guam		3:05.26
r:+0.64 36.95 1:24.82 2:26.41		3:05.26		

## Event 30 Men 200 LC Meter Butterfly

Games Record: 2:03.97 R 31-Aug-11 Hugo Tormento

New Caledonia

Name	Age	Team	Finals Time
1 De Vos, Rahiti	19	Tahiti	2:04.23
r:+0.76 27.77 59.64 1:31.52		2:04.23	
2 Mary, Thibaut	16	New Caledonia	2:06.32
r:+0.60 28.04 1:00.42 1:33.67		2:06.32	
3 Tormento, Hugo	22	New Caledonia	2:07.19
r:+0.72 27.75 59.57 1:32.46		2:07.19	
4 Akunaii, Bobby	17	Papua New Guinea	J2:26.53
r:+0.75 30.51 1:05.71 1:43.63		2:26.53	
5 Runnegar, James G	15	Papua New Guinea	J2:32.85
r:+0.65 30.51 1:08.28 1:49.76		2:32.85	
6 Dufourmantelle, Jeremie	16	New Caledonia	J2:07.22
r:+0.64 28.46 1:00.84 1:34.55		2:07.22	
--- Akara, Collin	19	Papua New Guinea	DQ
r:+0.65 30.66 1:08.53 1:51.78			

## XV Pacific Games - 06-Jul-15 to 12-Jul-15

## Results

## Event 31 Women 100 LC Meter Butterfly

Games Record: 1:00.47 R 31-Aug-11 Diane Bui Duyet

New Caledonia

Name	Age	Team	Prelim Time	Finals Time
<b>A - Final</b>				
1 Grangeon, Lara	23	New Caledonia	1:06.00	1:01.32
r:+0.66 29.01 1:01.32				
2 Terebo, Emma	16	New Caledonia	1:09.20	1:06.51
r:+0.67 30.32 1:06.51				
3 McCarthy, Tegan	18	Papua New Guinea	1:08.84	1:07.48
r:+0.68 31.24 1:07.48				
4 Naivalu, Adi Kinisimere	16	Fiji Islands	1:08.06	1:07.49
r:+0.70 31.15 1:07.49				
5 Erasito, Tieri	20	Fiji Islands	1:08.02	1:08.00
r:+0.71 31.51 1:08.00				
6 Hepler, Ann-Marie	19	Marshall Islands	1:12.73	1:12.03
r:+0.67 32.42 1:12.03				
7 Daniel, Debra	24	Federated States of Micronesia	1:15.46	1:13.53
r:+0.76 32.96 1:13.53				
8 Misech, Dirngulbai	17	Palau	1:15.08	1:14.08
r:+0.70 32.93 1:14.08				

## Event 31 Women 100 LC Meter Butterfly

Games Record: 1:00.47 R 31-Aug-11 Diane Bui Duyet

New Caledonia

Name	Age	Team	Seed Time	Prelim Time
<b>Preliminaries</b>				
1 Grangeon, Lara	23	New Caledonia		1:06.00 q
r:+0.67 31.21 1:06.00				
2 Erasito, Tieri	20	Fiji Islands		1:08.02 q
r:+0.72 32.29 1:08.02				
3 Naivalu, Adi Kinisimere	16	Fiji Islands		1:08.06 q
r:+0.67 31.77 1:08.06				
4 McCarthy, Tegan	18	Papua New Guinea		1:08.84 q
r:+0.69 32.07 1:08.84				
5 Terebo, Emma	16	New Caledonia		1:09.20 q
r:+0.69 31.25 1:09.20				
6 Pujol, Lou	14	New Caledonia		1:10.65 q
r:+0.63 33.01 1:10.65				
7 Hepler, Ann-Marie	19	Marshall Islands		1:12.73 q
r:+0.66 32.97 1:12.73				
8 Misech, Dirngulbai	17	Palau		1:15.08 q
r:+0.71 33.30 1:15.08				
9 Daniel, Debra	24	Federated States of Micronesia		1:15.46
r:+0.73 33.39 1:15.46				
10 Scanlan, Tilali Rose Leslie	15	American Samoa		1:18.02
r:+0.67 35.79 1:18.02				
11 Vele, Georgia-Leigh	16	Papua New Guinea		1:18.12
r:+0.75 36.27 1:18.12				
12 Panuve, Charissa Sofia	20	Tonga		1:18.99
r:+0.67 35.01 1:18.99				
13 Murray, Anthea	19	Papua New Guinea		1:19.11
r:+0.77 33.88 1:19.11				
14 Gomez, Mineri	14	Guam		1:23.70
r:+0.65 37.92 1:23.70				
15 De Jesus, Angel Felice Delos S	16	Northern Marianas		1:24.46
r:+0.67 37.69 1:24.46				
16 Poppe, Amanda	15	Guam		1:25.14
r:+0.77 38.08 1:25.14				

## XV Pacific Games - 06-Jul-15 to 12-Jul-15

## Results

## Event 32 Men 100 LC Meter Backstroke

Games Record: 56.00 R 10-Jul-15

Ryan Pini

Papua New Guinea

Name	Age	Team	Prelim Time	Finals Time
<b>A - Final</b>				
1 Pini, Ryan	33	Papua New Guinea	58.94	56.00 R
r:+0.67 27.39 56.00				
2 Dupont, Teiki	19	Tahiti	59.77	58.18
r:+0.64 28.08 58.18				
3 Goyetche, Julien-Pierre	22	New Caledonia	59.91	58.81
r:+0.72 28.38 58.81				
4 Clark, William	22	Fiji Islands	1:02.98	1:00.75
r:+0.70 28.84 1:00.75				
5 Stephens, Jagger	17	Guam	1:02.67	1:01.70
r:+0.64 29.97 1:01.70				
6 Thompson, Gordon	18	Fiji Islands	1:02.73	1:02.87
r:+0.72 30.62 1:02.87				
7 Calmettes, Kevin	23	New Caledonia	1:02.57	1:03.43
r:+0.58 29.99 1:03.43				
8 Hardman, Daniel Tamatoa	16	American Samoa	1:05.86	1:05.69
r:+0.65 31.58 1:05.69				

## Event 32 Men 100 LC Meter Backstroke

Games Record: 56.00 R 10-Jul-15

Ryan Pini

Papua New Guinea

Name	Age	Team	Seed Time	Prelim Time
<b>Preliminaries</b>				
1 Pini, Ryan	33	Papua New Guinea		58.94 q
r:+0.71 28.57 58.94				
2 Dupont, Teiki	19	Tahiti		59.77 q
r:+0.64 28.63 59.77				
3 Goyetche, Julien-Pierre	22	New Caledonia		59.91 q
r:+0.73 29.11 59.91				
4 Calmettes, Kevin	23	New Caledonia		1:02.57 q
r:+0.57 29.69 1:02.57				
5 Stephens, Jagger	17	Guam		1:02.67 q
r:+0.55 30.25 1:02.67				
6 Thompson, Gordon	18	Fiji Islands		1:02.73 q
r:+0.67 30.39 1:02.73				
7 Clark, William	22	Fiji Islands		1:02.98 q
r:+0.70 30.18 1:02.98				
8 Probert, Carl	39	Fiji Islands		1:03.67 q
r:+0.74 30.64 1:03.67				
9 Hardman, Daniel Tamatoa	16	American Samoa		1:05.86
r:+0.63 32.08 1:05.86				
10 Nadesalingam, Nathan	23	Papua New Guinea		1:06.38
r:+0.56 30.39 1:06.38				
11 Aika, Livingston	18	Papua New Guinea		1:07.67
r:+0.69 32.08 1:07.67				
12 Panuve, Tong Li James	18	Tonga		1:09.50
r:+0.66 32.69 1:09.50				
13 Sugie, Takumi Fukumoto	17	Northern Marianas		1:11.51
r:+0.71 34.33 1:11.51				
14 Imazu, Tommy	16	Guam		1:14.04
r:+0.62 35.67 1:14.04				
15 Poppe, Tanner	14	Guam		1:14.39
r:+0.64 35.23 1:14.39				

## XV Pacific Games - 06-Jul-15 to 12-Jul-15

## Results

## Event 33 Women 800 LC Meter Freestyle 4 x 200m Relay

Games Record: 8:51.41 R 01-Sep-07 New Caledonia New Caledonia

DianeBuiDuyet,DelBuiDuyet,R-VWeber.LGrangeon

Team	Relay	Finals Time
1 New Caledonia		8:51.66
1) Ricarrere, Lea 15	2) r:0.38 Maurin, Ylenka 13	3) r:0.29 Robin, Charlotte 29
4) r:0.44 Grangeon, Lara 23		
r:+0.79 31.68 1:07.00 1:42.13	2:15.73 2:46.74 3:20.85	3:56.95 4:32.13
5:03.06 5:37.32 6:12.08	6:46.26 7:15.44 7:47.61	8:20.23 8:51.66
2 Fiji Islands		9:06.12
1) Rova, Rosemarie 12	2) r:0.49 Smith, Brooke 18	3) r:0.54 Erasito, Tieri 20
4) r:0.62 Buadromo, Matelita 19		
r:+0.77 32.08 1:07.01 1:41.85	2:15.85 2:47.91 3:23.24	3:58.65 4:34.00
5:05.76 5:40.32 6:15.43	6:50.83 7:21.91 7:56.62	8:31.80 9:06.12
3 Papua New Guinea		9:12.16
1) Mopio-Jane, Anna-Liza 28	2) r:0.26 Tkatchenko, Ebony 13	3) r:0.54 Vali-Skelton, Barbara 18
4) r:0.31 Tkatchenko, Savannah 15		
r:+0.78 31.53 1:06.39 1:41.24	2:15.57 2:47.12 3:22.37	3:59.66 4:35.37
5:07.37 5:42.31 6:19.14	6:56.91 7:28.23 8:02.85	8:37.65 9:12.16

## Event 34 Women 50 LC Meter Freestyle

Games Record: 26.26 R 11-Jul-15 Emma Terebo New Caledonia

Name	Age	Team	Prelim Time	Finals Time
<b>A - Final</b>				
1 Terebo, Emma	16	New Caledonia	26.83	26.26 R
r:+0.64				
2 Puamau, Caroline	35	Fiji Islands	26.90	26.70
r:+0.83				
3 Mopio-Jane, Anna-Liza	28	Papua New Guinea	27.32	27.25
r:+0.74				
4 Blake, Yolani	15	Fiji Islands	27.51	27.66
r:+0.72				
5 Hidrio, Armelle	25	New Caledonia	27.72	27.71
r:+0.61				
6 Shimizu, Pilar	19	Guam	28.23	28.22
r:+0.72				
7 Hepler, Ann-Marie	19	Marshall Islands	28.34	28.45
r:+0.66				
8 Tkatchenko, Savannah	15	Papua New Guinea	28.49	29.10
r:+0.70				

## Event 34 Women 50 LC Meter Freestyle

Games Record: 26.26 R 11-Jul-15 Emma Terebo New Caledonia

Name	Age	Team	Seed Time	Prelim Time
<b>Preliminaries</b>				
1 Terebo, Emma	16	New Caledonia	26.83	q
r:+0.65				
2 Puamau, Caroline	35	Fiji Islands	26.90	q
r:+0.84				
3 Mopio-Jane, Anna-Liza	28	Papua New Guinea	27.32	q
r:+0.75				
4 Blake, Yolani	15	Fiji Islands	27.51	q
r:+0.69				
5 Hidrio, Armelle	25	New Caledonia	27.72	q
r:+0.65				
6 Ricarrere, Lea	15	New Caledonia	27.96	q
r:+0.73				
7 Rova, Cheyenne	20	Fiji Islands	28.06	q
r:+0.87				
8 Shimizu, Pilar	19	Guam	28.23	q
r:+0.73				

## XV Pacific Games - 06-Jul-15 to 12-Jul-15

## Results

## Preliminaries ... (Event 34 Women 50 LC Meter Freestyle)

Name	Age	Team	Seed Time	Prelim Time
9 Hepler, Ann-Marie r:+0.68	19	Marshall Islands		28.34 q
10 Tkatchenko, Savannah r:+0.69	15	Papua New Guinea		28.49 q
11 Furgeson, Colleen r:+0.79	16	Marshall Islands		28.92
12 Vali-Skelton, Barbara r:+0.77	18	Papua New Guinea		29.09
13 Misech, Dirngulbai r:+0.73	17	Palau		29.64
14 Bernadino, Mehani r:+0.78	15	Tahiti		29.65
15 Chentsova, Victoria Olegovna r:+0.54	17	Northern Marianas		29.74
16 Gomez, Mineri r:+0.61	14	Guam		30.21
17 Scanlan, Tilali Rose Leslie r:+0.74	15	American Samoa		30.27
18 Panuve, Charissa Sofia r:+0.70	20	Tonga		30.68
19 De Jesus, Angel Felice Delos S r:+0.68	16	Northern Marianas		31.12
20 Daniel, Debra r:+0.77	24	Federated States of Micronesia		31.30
21 Poppe, Amanda r:+0.62	15	Guam		31.98
22 Tadoe, Rose r:+0.70	17	Solomon Islands		35.82

## Event 35 Women 200 LC Meter Butterfly

Games Record: 2:11.89 R 11-Jul-15 Lara Grangeon

New Caledonia

Name	Age	Team	Prelim Time	Finals Time
<b>A - Final</b>				
1 Grangeon, Lara r:+0.71 29.89 1:03.63 1:37.69 2:11.89	23	New Caledonia	2:17.34	2:11.89 R
2 Erasito, Tieri r:+0.77 32.82 1:09.63 1:48.84 2:30.34	20	Fiji Islands	2:30.12	2:30.34
3 Rova, Rosemarie r:+0.76 33.98 1:13.62 1:54.44 2:34.24	12	Fiji Islands	2:40.14	2:34.24
4 Flament, Leilani r:+0.74 34.33 1:14.60 1:57.23 2:37.68	16	New Caledonia	2:36.00	2:37.68
5 Daniel, Debra r:+0.77 33.86 1:16.08 2:04.09 2:56.75	24	Federated States of Micronesia	2:57.00	2:56.75
6 Misech, Dirngulbai r:+0.71 35.29 1:20.63 2:11.08 3:03.28	17	Palau	3:15.73	3:03.28
7 Murray, Anthea r:+0.78 36.36 1:23.28 2:14.91 3:09.23	19	Papua New Guinea	3:09.50	3:09.23
8 Vele, Georgia-Leigh r:+0.91 39.02 1:27.51 2:19.40 3:11.24	16	Papua New Guinea	3:18.03	3:11.24

## Event 35 Women 200 LC Meter Butterfly

Games Record: 2:11.89 R 11-Jul-15 Lara Grangeon

New Caledonia

Name	Age	Team	Seed Time	Prelim Time
<b>Preliminaries</b>				
1 Grangeon, Lara r:+0.74 32.02 1:07.45 1:42.72 2:17.34	23	New Caledonia		2:17.34 q



## XV Pacific Games - 06-Jul-15 to 12-Jul-15

## Results

## Preliminaries ... (Event 35 Women 200 LC Meter Butterfly)

Name	Age	Team	Seed Time	Prelim Time	
2 Erasito, Tieri	20	Fiji Islands		2:30.12	q
r:+0.77 33.54 1:11.10 1:50.29			2:30.12		
3 Flament, Leilani	16	New Caledonia		2:36.00	q
r:+0.79 33.79 1:13.74 1:55.78			2:36.00		
4 Pujol, Lou	14	New Caledonia		2:37.82	q
r:+0.71 34.44 1:14.19 1:56.57			2:37.82		
5 Rova, Rosemarie	12	Fiji Islands		2:40.14	q
r:+0.78 35.21 1:17.47 1:59.97			2:40.14		
6 McCarthy, Tegan	18	Papua New Guinea		2:45.73	q
r:+0.75 34.54 1:15.98 1:59.58			2:45.73		
7 Daniel, Debra	24	Federated States of Micronesia		2:57.00	q
r:+0.72 35.78 1:19.38 2:06.91			2:57.00		
8 Murray, Anthea	19	Papua New Guinea		3:09.50	q
r:+0.81 37.23 1:22.40 2:15.36			3:09.50		
9 Misech, Dirngulbai	17	Palau		3:15.73	q
r:+0.73 38.40 1:26.79 2:23.11			3:15.73		
10 Vele, Georgia-Leigh	16	Papua New Guinea		3:18.03	q
r:+0.87 41.68 1:34.03 2:27.24			3:18.03		

## Event 36 Men 200 LC Meter Backstroke

Games Record: 2:08.31 R 01-Sep-99 Oliver Saminadin

New Caledonia

Name	Age	Team	Prelim Time	Finals Time
<b>A - Final</b>				
1 Dupont, Teiki	19	Tahiti	2:12.80	2:09.19
r:+0.67 28.83 1:00.84 1:35.13			2:09.19	
2 Tormento, Hugo	22	New Caledonia	2:17.81	2:11.78
r:+0.75 30.58 1:03.56 1:37.80			2:11.78	
3 Schuster, Brandon	17	Samoa	2:20.16	2:14.61
r:+0.62 31.94 1:06.88 1:41.82			2:14.61	
4 Stephens, Jagger	17	Guam	2:19.45	2:14.76
r:+0.56 31.32 1:05.56 1:40.37			2:14.76	
5 Calmettes, Kevin	23	New Caledonia	2:18.71	2:19.04
r:+0.56 31.40 1:06.61 1:42.67			2:19.04	
6 Hardman, Daniel Tamatoa	16	American Samoa	2:29.54	2:24.05
r:+0.66 32.80 1:09.04 1:46.62			2:24.05	
7 Thompson, Gordon	18	Fiji Islands	2:30.27	2:27.35
r:+0.68 32.89 1:09.91 1:48.56			2:27.35	
8 Nadesalingam, Nathan	23	Papua New Guinea	2:31.85	2:32.50
r:+0.66 33.24 1:11.08 1:50.72			2:32.50	

## Event 36 Men 200 LC Meter Backstroke

Games Record: 2:08.31 R 01-Sep-99 Oliver Saminadin

New Caledonia

Name	Age	Team	Seed Time	Prelim Time	
<b>Preliminaries</b>					
1 Dupont, Teiki	19	Tahiti		2:12.80	q
r:+0.68 30.24 1:03.73 1:39.01			2:12.80		
2 Tormento, Hugo	22	New Caledonia		2:17.81	q
r:+0.72 31.62 1:05.97 1:41.60			2:17.81		
3 Calmettes, Kevin	23	New Caledonia		2:18.71	q
r:+0.62 32.13 1:07.16 1:43.87			2:18.71		
4 Stephens, Jagger	17	Guam		2:19.45	q
r:+0.58 33.11 1:08.24 1:44.36			2:19.45		
5 Schuster, Brandon	17	Samoa		2:20.16	q
r:+0.66 32.79 1:08.12 1:44.60			2:20.16		
6 Elaisa, Paul	21	Fiji Islands		2:26.69	q
r:+0.65 33.59 1:10.73 1:48.12			2:26.69		
7 Hardman, Daniel Tamatoa	16	American Samoa		2:29.54	q
r:+0.67 35.09 1:13.78 1:52.09			2:29.54		

## XV Pacific Games - 06-Jul-15 to 12-Jul-15

## Results

## Preliminaries ... (Event 36 Men 200 LC Meter Backstroke)

Name	Age	Team	Seed Time	Prelim Time	
8 Thompson, Gordon	18	Fiji Islands		2:30.27	q
r:+0.71 34.20 1:12.29 1:51.54			2:30.27		
9 Nadesalingam, Nathan	23	Papua New Guinea		2:31.85	q
r:+0.66 34.41 1:12.12 1:51.05			2:31.85		
10 Pokawin, Peter	21	Papua New Guinea		2:32.16	q
r:+0.73 33.26 1:10.19 1:50.40			2:32.16		
11 Sugie, Takumi Fukumoto	17	Northern Marianas		2:34.15	
r:+0.77 34.91 1:14.45 1:54.35			2:34.15		
12 Erbsleben, Brosnan	21	Fiji Islands		2:34.89	
r:+0.62 34.92 1:13.13 1:53.84			2:34.89		
13 Poppe, Tanner	14	Guam		2:42.52	
r:+0.59 35.77 1:17.70 2:00.70			2:42.52		

## Event 37 Women 200 LC Meter Backstroke

Games Record: 2:20.78 R 29-Aug-11 Lara Grangeon

New Caledonia

Name	Age	Team	Prelim Time	Finals Time
<b>Finals</b>				
1 Rova, Cheyenne	20	Fiji Islands	2:38.95	2:30.00
r:+0.74 34.51 1:12.35 1:51.78			2:30.00	
2 Tkatchenko, Savannah	15	Papua New Guinea	2:34.93	2:31.90
r:+0.63 34.95 1:13.43 1:53.39			2:31.90	
3 Smith, Brooke	18	Fiji Islands	2:39.31	2:34.27
r:+0.69 36.43 1:15.54 1:55.82			2:34.27	
4 Ricarrere, Lea	15	New Caledonia	2:41.12	2:35.81
r:+0.78 36.63 1:15.76 1:56.34			2:35.81	
5 Tkatchenko, Ebony	13	Papua New Guinea	2:37.08	2:37.23
r:+0.66 36.97 1:17.22 1:57.47			2:37.23	
6 Chentsova, Victoria Olegovna	17	Northern Marianas	2:45.55	2:42.44
r:+0.84 38.06 1:19.15 2:01.35			2:42.44	
7 Furgeson, Colleen	16	Marshall Islands	2:52.52	2:48.94
r:+0.74 38.39 1:21.12 2:05.47			2:48.94	
8 De Jesus, Angel Felice Delos S	16	Northern Marianas	2:59.61	2:57.41
r:+0.67 39.93 1:25.22 2:11.69			2:57.41	

## Event 37 Women 200 LC Meter Backstroke

Games Record: 2:20.78 R 29-Aug-11 Lara Grangeon

New Caledonia

Name	Age	Team	Seed Time	Prelim Time	
<b>Preliminaries</b>					
1 Tkatchenko, Savannah	15	Papua New Guinea		2:34.93	q
r:+0.62 36.69 1:16.12 1:55.76			2:34.93		
2 Tkatchenko, Ebony	13	Papua New Guinea		2:37.08	q
r:+0.67 37.75 1:18.07 1:58.25			2:37.08		
3 Rova, Cheyenne	20	Fiji Islands		2:38.95	q
r:+0.78 36.99 1:17.57 1:59.09			2:38.95		
4 Smith, Brooke	18	Fiji Islands		2:39.31	q
r:+0.76 37.24 1:17.69 1:58.46			2:39.31		
5 Ricarrere, Lea	15	New Caledonia		2:41.12	q
r:+0.75 38.14 1:19.53 2:00.88			2:41.12		
6 Mopio-Jane, Anna-Liza	28	Papua New Guinea		2:44.23	q
r:+0.74 38.43 1:20.14 2:02.92			2:44.23		
7 Chentsova, Victoria Olegovna	17	Northern Marianas		2:45.55	q
r:+0.84 39.08 1:21.19 2:03.62			2:45.55		
8 Furgeson, Colleen	16	Marshall Islands		2:52.52	q
r:+0.73 38.68 1:22.57 2:08.28			2:52.52		
9 De Jesus, Angel Felice Delos S	16	Northern Marianas		2:59.61	q
r:+0.63 40.13 1:26.41 2:13.06			2:59.61		

## XV Pacific Games - 06-Jul-15 to 12-Jul-15

## Results

## Preliminaries ... (Event 37 Women 200 LC Meter Backstroke)

Name	Age	Team	Seed Time	Prelim Time
10 Mischech, Ikelau	12	Palau		3:17.45 q
r:+0.62 43.51 1:35.54 2:26.89 3:17.45				
--- Grangeon, Lara	23	New Caledonia		DQ
r:+0.79 37.24 1:13.42 1:51.32 DQ				

## Event 38 Men 1500 LC Meter Freestyle

Games Record: 15:50.16 R 11-Jul-15 Rahiti De Vos

Tahiti

Name	Age	Team	Finals Time
1 De Vos, Rahiti	19	Tahiti	15:50.16R
r:+0.80 29.75 1:01.65 1:33.79 2:05.64 2:37.81 3:09.77 3:41.73 4:13.28			
4:45.34 5:18.03 5:50.61 6:22.91 6:55.26 7:27.03 7:59.21 8:30.63			
9:02.39 9:33.84 10:05.33 10:36.82 11:07.17 11:38.61 12:10.62 12:42.51			
13:13.93 13:45.35 14:17.19 14:49.49 15:21.42 15:50.16			
2 Dufourmantelle, Jeremie	16	New Caledonia	16:17.52
r:+0.68 29.55 1:01.69 1:34.09 2:05.87 2:38.19 3:10.01 3:42.34 4:13.78			
4:45.84 5:18.29 5:51.09 6:23.25 6:55.89 7:27.85 8:00.94 8:33.83			
9:07.20 9:40.06 10:13.40 10:46.10 11:19.54 11:52.39 12:26.11 12:59.28			
13:33.16 14:06.01 14:38.94 15:12.08 15:45.48 16:17.52			
3 Plummer, Sheldon	17	Papua New Guinea	18:02.31
r:+0.90 32.64 1:08.84 1:45.46 2:22.25 2:58.47 3:34.88 4:11.08 4:47.42			
5:23.20 5:59.90 6:35.87 7:12.04 7:48.13 8:23.92 8:59.39 9:35.42			
10:11.10 10:47.34 11:23.16 11:59.25 12:35.22 13:11.93 13:48.37 14:24.76			
15:00.95 15:37.95 16:14.36 16:50.89 17:26.68 18:02.31			
4 Panuve, Tong Li James	18	Tonga	18:26.37
r:+0.68 30.75 1:05.00 1:40.91 2:16.85 2:53.98 3:30.23 4:07.60 4:44.59			
5:21.88 5:58.71 6:35.68 7:11.93 7:49.03 8:26.02 9:02.61 9:39.54			
10:16.71 10:53.41 11:31.57 12:08.97 12:45.82 13:23.32 14:01.92 14:39.61			
15:17.78 15:55.24 16:32.50 17:10.30 17:48.86 18:26.37			
5 Keane, Noel	12	Palau	18:38.22
r:+0.61 32.24 1:10.04 1:47.04 2:24.35 3:00.77 3:37.48 4:14.29 4:51.30			
5:28.35 6:06.31 6:43.54 7:20.98 7:58.31 8:35.94 9:13.82 9:52.37			
10:30.70 11:08.35 11:46.10 12:24.35 13:01.90 13:40.43 14:18.24 14:56.49			
15:34.56 16:11.85 16:49.43 17:26.87 18:03.20 18:38.22			
6 Johns, Oakley	17	Fiji Islands	18:45.38
r:+0.69 31.67 1:07.12 1:44.06 2:21.30 2:59.37 3:37.27 4:14.89 4:52.55			
5:30.21 6:08.16 6:46.27 7:24.32 8:02.17 8:39.83 9:17.77 9:56.15			
10:34.63 11:12.67 11:50.83 12:28.52 13:06.21 13:44.78 14:23.40 15:00.98			
15:38.91 16:17.24 16:55.11 17:32.62 18:08.73 18:45.38			
7 Imazu, Tommy	16	Guam	18:51.53
r:+0.66 32.18 1:08.87 1:44.76 2:21.46 2:58.22 3:35.19 4:12.55 4:49.05			
5:26.47 6:04.35 6:42.77 7:21.05 7:59.19 8:37.55 9:15.48 9:53.92			
10:32.03 11:10.73 11:49.11 12:28.02 13:06.71 13:45.25 14:24.20 15:03.37			
15:42.47 16:21.93 16:59.91 17:38.52 18:16.09 18:51.53			
8 Erbsleben, Brosnan	21	Fiji Islands	19:47.06
31.77 1:08.75 1:46.36 2:25.11 3:04.26 3:43.68 4:23.16 5:02.83			
5:42.34 6:22.46 7:02.84 7:43.20 8:22.73 9:03.16 9:42.47 10:22.72			
11:02.29 11:42.89 12:22.94 13:03.67 13:43.83 14:24.75 15:04.66 15:45.26			
16:25.40 17:06.27 17:46.56 18:26.23 19:06.31 19:47.06			
9 Harris, Giordan	22	Marshall Islands	20:01.97
r:+0.75 32.57 1:09.47 1:46.99 2:25.44 3:04.52 3:44.33 4:23.81 5:03.45			
5:43.75 6:23.37 7:03.99 7:44.21 8:24.22 9:05.33 9:45.16 10:25.54			
11:07.37 11:49.65 12:31.14 13:12.54 13:53.19 14:35.28 15:17.29 15:59.68			
16:41.31 17:22.47 18:02.99 18:42.48 19:22.59 20:01.97			
10 Kunda, Ashton	15	Papua New Guinea	21:07.73
31.56 1:08.59 1:46.21 2:25.66 3:05.68 3:46.96 4:27.93 5:10.35			
5:51.93 6:34.89 7:15.89 7:58.92 8:41.80 9:26.37 10:10.21 10:54.79			
11:38.77 12:23.40 13:07.85 13:51.99 14:35.76 15:21.74 16:08.05 16:52.77			
17:35.01 18:18.72 19:01.36 19:44.50 20:26.61 21:07.73			

## XV Pacific Games - 06-Jul-15 to 12-Jul-15

## Results

## Event 39 Women 400 LC Meter Medley 4 x 100m Relay

Games Record: 4:23.64 R 11-Jul-15 New Caledonia New Caledonia

E Terebo, A Williams, L Grangeon, A Hidrio

Team	Relay	Finals Time
1 New Caledonia		4:23.64 R
1) Terebo, Emma 16	2) r:0.54 Williams, Adeline 25	3) r:0.43 Grangeon, Lara 23
r:+0.67 31.90 1:07.42 1:41.36	2:19.57 2:49.16 3:22.33	3:51.01 4:23.64
4) r:0.52 Hidrio, Armelle 25		
2 Papua New Guinea		4:38.31
1) Paraka, Shanice 16	2) r:0.43 Tkatchenko, Savannah 15	3) r:0.56 McCarthy, Tegan 18
r:+0.53 34.55 1:11.62 1:47.07	2:28.47 2:59.06 3:37.26	4:06.05 4:38.31
4) r:0.42 Mopio-Jane, Anna-Liza 21		
3 Fiji Islands		4:46.40
1) Pene, Iris 17	2) r:0.53 McGowan, Amy 17	3) r:0.44 Naivalu, Adi Kinisimere 14
r:+0.67 34.60 1:11.18 1:50.70	2:35.78 3:07.23 3:43.57	4:13.45 4:46.40
4) r:0.73 Rova, Rosemarie 12		














## Event 40 Men 400 LC Meter Medley 4 x 100m Relay

Games Record: 3:48.40 R 11-Jul-15 Tahiti Tahiti

Dupont, Teriipaia-Rentier, Lambert, Debaere

Team	Relay	Finals Time
1 Tahiti		3:48.40 R
1) Dupont, Teiki 19	2) r:0.33 Teriipaia-Rentier, Rainui 23	3) r:0.27 Lambert, Hugo 21
r:+0.63 28.48 58.97 1:28.41	2:01.85 2:27.72 2:58.03	3:22.23 3:48.40
4) r:0.39 Debaere, Stephane 26		
2 Papua New Guinea		3:49.53
1) Pini, Ryan 33	2) r:0.29 Maskelyne, Ryan 16	3) r:0.14 Seghers, Samuel 20
r:+0.69 27.04 56.65 1:27.10	2:01.48 2:26.94 2:56.65	3:21.81 3:49.53
4) r:0.17 Kawale, Stanford 19		
3 New Caledonia		3:51.53
1) Goyetche, Julien-Pierre 22	2) r:0.48 Oswald, Thomas 15	3) r:0.25 Mary, Thibaut 16
r:+0.72 27.74 58.19 1:28.85	2:03.92 2:30.21 3:00.37	3:24.57 3:51.53
4) r:0.26 Limozin, Emmanuel 18		
4 Fiji Islands		4:05.85
1) Clark, William 22	2) r:0.33 Vakasama, Taichi 15	3) r:0.42 Elaisa, Paul 21
r:+0.71 29.26 1:02.80 1:34.94	2:10.79 2:38.58 3:11.18	3:36.32 4:05.85
4) r:0.28 Malani, Meli 18		
5 Guam		4:12.93
1) Stephens, Jagger 17	2) r:0.07 Schulte, Benjamin 19	3) r:0.18 Imazu, Tommy 16
r:+0.57 30.26 1:02.09 1:31.70	2:07.96 2:38.54 3:14.15	3:41.25 4:12.93
4) r:0.20 Poppe, Tanner 14		

## 3km - Open water Sunday 12<sup>th</sup> July 2015

No	Name	Time
3	 Charlotte ROBIN	47:13:25.00
6	 Matelita BUADROMO	49:03:12.00
9	 Leilani FLAMENT	49:04:23.00
2	 Tieri Ann Rachael ERASITO	50:43:17.00
7	 Victoria Olegovna CHENTSOVA	51:04:26.00
10	 Milly Knight	54:45:30.00
1	 Jean Kapa Koupa	54:57:13.00
5	 Alizee DIAZ	56:19:02.00
4	 Angel Felice Delos Santos DE JESUS	57:13:34.00
13	 Tilali Rose Leslie Scanlan	57:32:23.00
11	 Roylin Akiwo	57:37:13.00
12	 Dirngulbai Misech	57:41:42.00
8	 Anthea Murray	59:34:33.00

---

**Individual Records Report for Open-L**
**XV Pacific Games 06-Jul-15 to 12-Jul-15 LC Meters**


---

**Women 11-12 400 Free**

<b>4:56.48</b>	<b>Rosemarie Rova at 10th Oceania Swimming Championships</b>	<b>5/20/2014</b>	<b>FIJ</b>
4:51.38 **	Rosemarie Rova at XV Pacific Games	7/6/2015	FIJ
4:51.39	Rosemarie Rova at XV Pacific Games	7/6/2015	FIJ

**Women 11-12 800 Free**

<b>10:18.47</b>	<b>Rosemarie Rova at LC Open Nationals</b>	<b>3/27/2015</b>	<b>BAR</b>
10:09.90 **	Rosemarie Rova at XV Pacific Games	7/6/2015	FIJ

**Women 11-12 200 Fly**

<b>2:42.14</b>	<b>Rosemarie Rova at LC Grand Prix 3 2015</b>	<b>4/11/2015</b>	<b>BAR</b>
2:34.24 **	Rosemarie Rova at XV Pacific Games	7/6/2015	FIJ
2:40.14	Rosemarie Rova at XV Pacific Games	7/6/2015	FIJ

**Women 11-12 200 IM**

<b>2:36.77</b>	<b>Rachel Ah Koy</b>	<b>3/9/2002</b>	<b>FIJ</b>
2:36.64 **	Rosemarie Rova at XV Pacific Games	7/6/2015	FIJ

**Women 11-12 400 IM**

<b>5:48.85</b>	<b>Rosemarie Rova at LC Grand Prix 1 2015</b>	<b>2/7/2015</b>	<b>BAR</b>
5:33.79 **	Rosemarie Rova at XV Pacific Games	7/6/2015	FIJ
5:47.89	Rosemarie Rova at XV Pacific Games	7/6/2015	FIJ

**Women Open 400 Free**

<b>4:43.46</b>	<b>Matelita Buadromo at 10th Oceania Swimming Championships</b>	<b>5/20/2014</b>	<b>FIJ</b>
4:36.00 **	Matelita Buadromo at XV Pacific Games	7/6/2015	FIJ
4:40.21	Matelita Buadromo at XV Pacific Games	7/6/2015	FIJ

**Women Open 800 Free**

<b>9:48.59</b>	<b>Sharon Pickering</b>	<b>6/5/1992</b>	<b>FIJ</b>
9:33.71 **	Matelita Buadromo at XV Pacific Games	7/6/2015	FIJ

**Women Open 50 Back**

<b>30.19</b>	<b>Caroline Pickering</b>	<b>11/4/2006</b>	<b>FIJ</b>
29.83 **	Caroline Puamau at XV Pacific Games	7/6/2015	FIJ

---

**Individual Records Report for Open-L**
**XV Pacific Games 06-Jul-15 to 12-Jul-15 LC Meters**


---

**Women Open 50 Fly**

<b>28.72</b>	<b>Caroline Pickering</b>	<b>11/4/2006</b>	<b>FIJ</b>
28.61 **	Caroline Puamau at XV Pacific Games	7/6/2015	FIJ
28.67	Caroline Puamau at XV Pacific Games	7/6/2015	FIJ
28.71	Matelita Buadromo at XV Pacific Games	7/6/2015	FIJ

**Women Open 400 IM**

<b>5:28.59</b>	<b>Matelita Buadromo at 10th Oceania Swimming Championships</b>	<b>5/20/2014</b>	<b>FIJ</b>
5:24.09 **	Matelita Buadromo at XV Pacific Games	7/6/2015	FIJ
5:24.23	Matelita Buadromo at XV Pacific Games	7/6/2015	FIJ

**Men 15-16 100 Breast**

<b>1:08.90</b>	<b>Epeli Rabua at LC Open Nationals</b>	<b>3/27/2015</b>	<b>FRC</b>
1:08.03 **	Taichi Vakasama at XV Pacific Games	7/6/2015	FIJ
1:08.67	Taichi Vakasama at XV Pacific Games	7/6/2015	FIJ

**Men 15-16 200 Breast**

<b>2:32.34</b>	<b>Taichi Vakasama at LC Age Group Nationals 2015</b>	<b>6/19/2015</b>	<b>BAR</b>
2:29.56 **	Taichi Vakasama at XV Pacific Games	7/6/2015	FIJ
2:31.36	Taichi Vakasama at XV Pacific Games	7/6/2015	FIJ

**Men 15-16 200 IM**

<b>2:21.51</b>	<b>Paul Elaisa at 13th World Swimming Championships Roma</b>	<b>7/17/2009</b>	<b>TRT</b>
2:21.34 **	Taichi Vakasama at XV Pacific Games	7/6/2015	FIJ

**Men 15-16 400 IM**

<b>5:08.20</b>	<b>Taichi Vakasama at LC Age Group Nationals 2015</b>	<b>6/19/2015</b>	<b>BAR</b>
5:05.79 **	Taichi Vakasama at XV Pacific Games	7/6/2015	FIJ

**Men Open 50 Back**

<b>27.96</b>	<b>William Clark at 10th Oceania Swimming Championships</b>	<b>5/20/2014</b>	<b>FIJ</b>
27.76 **	William Clark at XV Pacific Games	7/6/2015	FIJ
27.94	William Clark at XV Pacific Games	7/6/2015	FIJ

---

**Individual Records Report for Open-L****XV Pacific Games 06-Jul-15 to 12-Jul-15 LC Meters**

---

**Men Open 100 Back**

<b>1:00.93</b>	<b>William Clark at 10th Oceania Swimming Championships</b>	<b>5/20/2014</b>	<b>FIJ</b>
1:00.75 **	William Clark at XV Pacific Games	7/6/2015	FIJ

**Men Open 50 Fly**

<b>25.87</b>	<b>Meli Malani at 4th FINA WORLD JUNIORS SWIMMING CHAMPIONSHIP</b>	<b>8/26/2013</b>	<b>FIJ</b>
25.72 **	Meli Malani at XV Pacific Games	7/6/2015	FIJ



## Individual Meet Results

### XV Pacific Games 06-Jul-15 to 12-Jul-15 LC Meters

Location: Taurama Aquatics and Leisure Centre

Converted Times Used For Calculating Improvement

Time	F/P/S	Event	Place	Points	Improv	
<b>Yolani Blake (15) W</b>						
31.39L	P # 8	Women Open 50 Back	FIJ	4	---	-0.11
31.41L	F # 8	Women Open 50 Back	FIJ	4	---	-0.09
27.51L	P # 34	Women Open 50 Free	FIJ	4	---	0.32
27.66L	F # 34	Women Open 50 Free	FIJ	4	---	0.47
<b>Matelita Buadromo (19) W</b>						
58.29L	F # 2	Women Open 100 Free	FIJ	2	---	-0.97
	28.22	58.29				
	(28.22)	(30.07)				
59.36L	P # 2	Women Open 100 Free	FIJ	2	---	0.10
	28.93	59.36				
	(28.93)	(30.43)				
5:24.09L	F # 4	Women Open 400 IM	FIJ	2	---	-4.50
	32.36	1:10.28 1:55.08 2:37.97		3:25.10 4:11.58 4:48.88	5:24.09	
	(32.36)	(37.92) (44.80) (42.89)		(47.13) (46.48) (37.30)	(35.21)	
5:24.23L	P # 4	Women Open 400 IM	FIJ	2	---	-4.36
	32.18	1:08.99 1:52.33 2:34.84		3:21.97 4:08.34 4:47.09	5:24.23	
	(32.18)	(36.81) (43.34) (42.51)		(47.13) (46.37) (38.75)	(37.14)	
2:08.41L	F # 10	Women Open 200 Free	FIJ	2	---	0.64
	30.24	1:01.95 1:35.14 2:08.41				
	(30.24)	(31.71) (33.19) (33.27)				
2:10.74L	P # 10	Women Open 200 Free	FIJ	2	---	2.97
	30.08	1:02.79 1:36.25 2:10.74				
	(30.08)	(32.71) (33.46) (34.49)				
4:36.00L	F # 16	Women Open 400 Free	FIJ	2	---	-7.46
	31.66	1:05.28 1:40.16 2:15.39		2:51.18 3:26.41 4:01.80	4:36.00	
	(31.66)	(33.62) (34.88) (35.23)		(35.79) (35.23) (35.39)	(34.20)	
4:40.21L	P # 16	Women Open 400 Free	FIJ	2	---	-3.25
	32.09	1:06.65 1:41.58 2:17.11		2:53.09 3:29.19 4:05.13	4:40.21	
	(32.09)	(34.56) (34.93) (35.53)		(35.98) (36.10) (35.94)	(35.08)	
35.42L	P # 18	Women Open 50 Breast	FIJ	5	---	-0.08
28.71L	F # 24	Women Open 50 Fly	FIJ	3	---	-0.95
28.91L	P # 24	Women Open 50 Fly	FIJ	2	---	-0.75
9:33.71L	F # 26	Women Open 800 Free	FIJ	2	---	-30.91
	32.78	1:07.97 1:43.94 2:19.85		2:56.22 3:32.47 4:08.78	4:45.06	
	(32.78)	(35.19) (35.97) (35.91)		(36.37) (36.25) (36.31)	(36.28)	
	5:21.56	5:57.77 6:34.57 7:10.81		7:47.32 8:23.65 8:59.70	9:33.71	
	(36.50)	(36.21) (36.80) (36.24)		(36.51) (36.33) (36.05)	(34.01)	
2:27.22L	F # 29	Women Open 200 IM	FIJ	2	---	1.22
	30.80	1:08.73 1:52.38 2:27.22				
	(30.80)	(37.93) (43.65) (34.84)				
2:29.81L	P # 29	Women Open 200 IM	FIJ	2	---	3.81
	30.96	1:10.43 1:54.64 2:29.81				
	(30.96)	(39.47) (44.21) (35.17)				

**Individual Meet Results**

**XV Pacific Games 06-Jul-15 to 12-Jul-15 LC Meters**  
**Location: Taurama Aquatics and Leisure Centre**  
**Converted Times Used For Calculating Improvement**

<b>Time</b>	<b>F/P/S</b>	<b>Event</b>		<b>Place</b>	<b>Points</b>	<b>Improv</b>
<b>William Clark (22) M</b>						
27.76L	P # 1	Men Open 50 Back	FIJ	4	---	-0.20
27.94L	F # 1	Men Open 50 Back	FIJ	4	---	-0.02
1:04.07L	P # 9	Men Open 100 Fly	FIJ	13	---	3.87
	28.81	1:04.07				
	(28.81)	(35.26)				
55.43L	P # 15	Men Open 100 Free	FIJ	15	---	1.60
	26.08	55.43				
	(26.08)	(29.35)				
27.12L	P # 21	Men Open 50 Fly	FIJ	13	---	0.26
24.47L	P # 28	Men Open 50 Free	FIJ	11	---	0.56
1:00.75L	F # 32	Men Open 100 Back	FIJ	4	---	0.46
	28.84	1:00.75				
	(28.84)	(31.91)				
1:02.98L	P # 32	Men Open 100 Back	FIJ	7	---	2.69
	30.18	1:02.98				
	(30.18)	(32.80)				
1:02.80L	F # 40	400 Medley Relay Lead Off	FIJ	---	---	2.51
	29.26					
	(29.26)					
<b>Paul Elaisa (21) M</b>						
2:04.30L	P # 3	Men Open 200 Free	FIJ	12	---	1.36
	28.27	59.04 1:31.95 2:04.30				
	(28.27)	(30.77) (32.91) (32.35)				
59.66L	F # 9	Men Open 100 Fly	FIJ	7	---	-0.72
	27.41	59.66				
	(27.41)	(32.25)				
1:00.05L	P # 9	Men Open 100 Fly	FIJ	8	---	-0.33
	28.36	1:00.05				
	(28.36)	(31.69)				
2:01.88L	F # 13	800 Free Relay Lead Off	FIJ	---	---	-1.06
	27.93	59.06 1:31.64				
	(27.93)	(31.13) (32.58)				
53.76L	F # 15	Men Open 100 Free	FIJ	8	---	0.39
	25.86	53.76				
	(25.86)	(27.90)				
53.96L	P # 15	Men Open 100 Free	FIJ	11	---	0.59
	26.22	53.96				
	(26.22)	(27.74)				
26.66L	P # 21	Men Open 50 Fly	FIJ	12	---	-0.43
27.56L	F # 21	Men Open 50 Fly	FIJ	8	---	0.47
2:19.37L	P # 25	Men Open 200 IM	FIJ	8	---	6.41
	28.78	1:05.57 1:48.30 2:19.37				
	(28.78)	(36.79) (42.73) (31.07)				
2:26.69L	P # 36	Men Open 200 Back	FIJ	6	---	-1.47
	33.59	1:10.73 1:48.12 2:26.69				
	(33.59)	(37.14) (37.39) (38.57)				

### Individual Meet Results

**XV Pacific Games 06-Jul-15 to 12-Jul-15 LC Meters**

**Location: Taurama Aquatics and Leisure Centre**

**Converted Times Used For Calculating Improvement**

Time	F/P/S	Event	Place	Points	Improv	
<b>Tieri Erasito (20) W</b>						
2:14.52L	F # 10	Women Open 200 Free	FIJ	5	---	-1.91
	31.84	1:05.93 1:40.16 2:14.52				
	(31.84)	(34.09) (34.23) (34.36)				
2:16.44L	P # 10	Women Open 200 Free	FIJ	5	---	0.01
	30.61	1:03.97 1:39.85 2:16.44				
	(30.61)	(33.36) (35.88) (36.59)				
4:52.23L	P # 16	Women Open 400 Free	FIJ	7	---	3.36
	33.15	1:09.01 1:46.07 2:22.90 2:59.98 3:37.81 4:16.01 4:52.23				
	(33.15)	(35.86) (37.06) (36.83) (37.08) (37.83) (38.20) (36.22)				
1:08.00L	F # 31	Women Open 100 Fly	FIJ	5	---	1.07
	31.51	1:08.00				
	(31.51)	(36.49)				
1:08.02L	P # 31	Women Open 100 Fly	FIJ	2	---	1.09
	32.29	1:08.02				
	(32.29)	(35.73)				
2:30.12L	P # 35	Women Open 200 Fly	FIJ	2	---	4.84
	33.54	1:11.10 1:50.29 2:30.12				
	(33.54)	(37.56) (39.19) (39.83)				
2:30.34L	F # 35	Women Open 200 Fly	FIJ	2	---	5.06
	32.82	1:09.63 1:48.84 2:30.34				
	(32.82)	(36.81) (39.21) (41.50)				
<b>Brosnan Erbsleben (21) M</b>						
2:34.89L	P # 36	Men Open 200 Back	FIJ	12	---	7.45
	34.92	1:13.13 1:53.84 2:34.89				
	(34.92)	(38.21) (40.71) (41.05)				
19:47.06L	F # 38	Men Open 1500 Free	FIJ	8	---	-2.13
	31.77	1:08.75 1:46.36 2:25.11 3:04.26 3:43.68 4:23.16 5:02.83				
	(31.77)	(36.98) (37.61) (38.75) (39.15) (39.42) (39.48) (39.67)				
	5:42.34	6:22.46 7:02.84 7:43.20 8:22.73 9:03.16 9:42.47 10:22.72				
	(39.51)	(40.12) (40.38) (40.36) (39.53) (40.43) (39.31) (40.25)				
	11:02.29	11:42.89 12:22.94 13:03.67 13:43.83 14:24.75 15:04.66 15:45.26				
	(39.57)	(40.60) (40.05) (40.73) (40.16) (40.92) (39.91) (40.60)				
	16:25.40	17:06.27 17:46.56 18:26.23 19:06.31 19:47.06				
	(40.14)	(40.87) (40.29) (39.67) (40.08) (40.75)				

### Individual Meet Results

**XV Pacific Games 06-Jul-15 to 12-Jul-15 LC Meters**
**Location: Taurama Aquatics and Leisure Centre**
**Converted Times Used For Calculating Improvement**

Time	F/P/S	Event	Place	Points	Improv	
<b>Oakley Johns (17) M</b>						
4:43.98L	P # 19	Men Open 400 Free	FIJ	11	---	-2.90
	30.81	1:04.66 1:40.14 2:15.52	2:51.82	3:28.69	4:06.64	4:43.98
	(30.81)	(33.85) (35.48) (35.38)	(36.30)	(36.87)	(37.95)	(37.34)
2:41.05L	P # 23	Men Open 200 Breast	FIJ	10	---	-3.45
	34.59	1:15.56 1:57.96 2:41.05				
	(34.59)	(40.97) (42.40) (43.09)				
2:43.80L	F # 23	Men Open 200 Breast	FIJ	8	---	-0.70
	34.96	1:16.80 1:59.74 2:43.80				
	(34.96)	(41.84) (42.94) (44.06)				
18:45.38L	F # 38	Men Open 1500 Free	FIJ	6	---	-11.18
	31.67	1:07.12 1:44.06 2:21.30	2:59.37	3:37.27	4:14.89	4:52.55
	(31.67)	(35.45) (36.94) (37.24)	(38.07)	(37.90)	(37.62)	(37.66)
	5:30.21	6:08.16 6:46.27 7:24.32	8:02.17	8:39.83	9:17.77	9:56.15
	(37.66)	(37.95) (38.11) (38.05)	(37.85)	(37.66)	(37.94)	(38.38)
	10:34.63	11:12.67 11:50.83 12:28.52	13:06.21	13:44.78	14:23.40	15:00.98
	(38.48)	(38.04) (38.16) (37.69)	(37.69)	(38.57)	(38.62)	(37.58)
	15:38.91	16:17.24 16:55.11 17:32.62	18:08.73	18:45.38		
	(37.93)	(38.33) (37.87) (37.51)	(36.11)	(36.65)		
<b>Eugene Kado (16) M</b>						
24.87L	P # 28	Men Open 50 Free	FIJ	14	---	0.03
<b>Meli Malani (18) M</b>						
1:10.95L	P # 5	Men Open 100 Breast	FIJ	9	---	0.30
	31.00	1:10.95				
	(31.00)	(39.95)				
1:01.63L	F # 9	Men Open 100 Fly	FIJ	8	---	1.60
	27.00	1:01.63				
	(27.00)	(34.63)				
1:01.68L	P # 9	Men Open 100 Fly	FIJ	10	---	1.65
	27.28	1:01.68				
	(27.28)	(34.40)				
53.82L	P # 15	Men Open 100 Free	FIJ	10	---	0.21
	26.06	53.82				
	(26.06)	(27.76)				
30.08L	P # 17	Men Open 50 Breast	FIJ	5	---	0.49
30.13L	F # 17	Men Open 50 Breast	FIJ	5	---	0.54
25.72L	P # 21	Men Open 50 Fly	FIJ	6	---	-0.18
26.20L	F # 21	Men Open 50 Fly	FIJ	6	---	0.30
23.65L	F # 27	200 Free Relay Lead Off	FIJ	---	---	---
23.32L	P # 28	Men Open 50 Free	FIJ	3	---	-0.33
23.44L	F # 28	Men Open 50 Free	FIJ	4	---	-0.21

**Individual Meet Results**

**XV Pacific Games 06-Jul-15 to 12-Jul-15 LC Meters**  
**Location: Taurama Aquatics and Leisure Centre**  
**Converted Times Used For Calculating Improvement**

Time	F/P/S	Event	Place	Points	Improv	
<b>Amy McGowan (17) W</b>						
5:50.90L	P # 4	Women Open 400 IM	FIJ	6	---	-6.44
	34.11	1:15.03 2:03.50 2:50.21	3:41.02 4:31.16 5:11.93	5:50.90		
	(34.11)	(40.92) (48.47) (46.71)	(50.81) (50.14) (40.77)	(38.97)		
1:25.56L	F # 22	Women Open 100 Breast	FIJ	6	---	-2.44
	39.82	1:25.56				
	(39.82)	(45.74)				
1:26.16L	P # 22	Women Open 100 Breast	FIJ	8	---	-1.84
	40.12	1:26.16				
	(40.12)	(46.04)				
<b>Douglas Miller (22) M</b>						
2:03.42L	P # 3	Men Open 200 Free	FIJ	10	---	1.47
	27.35	57.51 1:30.35 2:03.42				
	(27.35)	(30.16) (32.84) (33.07)				
1:11.49L	P # 5	Men Open 100 Breast	FIJ	10	---	2.10
	32.83	1:11.49				
	(32.83)	(38.66)				
4:54.30L	F # 11	Men Open 400 IM	FIJ	4	---	-1.39
	27.96	1:01.91 1:41.71 2:20.34	3:01.72 3:43.88 4:20.04	4:54.30		
	(27.96)	(33.95) (39.80) (38.63)	(41.38) (42.16) (36.16)	(34.26)		
4:55.48L	P # 11	Men Open 400 IM	FIJ	5	---	-0.21
	28.46	1:02.72 1:43.37 2:22.20	3:05.13 3:47.67 4:22.52	4:55.48		
	(28.46)	(34.26) (40.65) (38.83)	(42.93) (42.54) (34.85)	(32.96)		
32.07L	P # 17	Men Open 50 Breast	FIJ	12	---	0.51
4:20.43L	P # 19	Men Open 400 Free	FIJ	7	---	-2.32
	29.21	1:01.44 1:34.88 2:07.96	2:41.07 3:14.02 3:47.13	4:20.43		
	(29.21)	(32.23) (33.44) (33.08)	(33.11) (32.95) (33.11)	(33.30)		
4:20.50L	F # 19	Men Open 400 Free	FIJ	6	---	-2.25
	28.16	59.55 1:31.57 2:04.65	2:37.47 3:11.54 3:46.16	4:20.50		
	(28.16)	(31.39) (32.02) (33.08)	(32.82) (34.07) (34.62)	(34.34)		
2:17.46L	F # 25	Men Open 200 IM	FIJ	5	---	2.49
	27.45	1:03.97 1:43.69 2:17.46				
	(27.45)	(36.52) (39.72) (33.77)				
2:17.74L	P # 25	Men Open 200 IM	FIJ	6	---	2.77
	27.57	1:04.23 1:45.45 2:17.74				
	(27.57)	(36.66) (41.22) (32.29)				

---

**Individual Meet Results**
**XV Pacific Games 06-Jul-15 to 12-Jul-15 LC Meters****Location: Taurama Aquatics and Leisure Centre****Converted Times Used For Calculating Improvement**

<b>Time</b>	<b>F/P/S</b>	<b>Event</b>		<b>Place</b>	<b>Points</b>	<b>Improv</b>
<b>Adi Kinisimere Naivalu (16) W</b>						
1:00.77L	F # 6	400 Free Relay Lead Off	FIJ	---	---	-0.64
	28.68 (28.68)					
1:09.57L	F # 14	Women Open 100 Back	FIJ	4	---	0.85
	33.53 (33.53)	1:09.57 (36.04)				
1:10.39L	P # 14	Women Open 100 Back	FIJ	4	---	1.67
	34.21 (34.21)	1:10.39 (36.18)				
31.35L	F # 20	200 Medley Relay Lead Off	FIJ	---	---	0.49
1:07.49L	F # 31	Women Open 100 Fly	FIJ	4	---	0.90
	31.15 (31.15)	1:07.49 (36.34)				
1:08.06L	P # 31	Women Open 100 Fly	FIJ	3	---	1.47
	31.77 (31.77)	1:08.06 (36.29)				
<b>Kinver Nicholls (22) M</b>						
2:12.87L	P # 3	Men Open 200 Free	FIJ	15	---	5.49
	28.63 (28.63)	1:02.18 (33.55)	1:37.09 (34.91)	2:12.87 (35.78)		
<b>Iris Pene (17) W</b>						
29.82L	P # 24	Women Open 50 Fly	FIJ	5	---	-0.05
1:11.18L	F # 39	400 Medley Relay Lead Off	FIJ	---	---	-0.28
	34.60 (34.60)					
<b>Carl Probert (39) M</b>						
29.29L	P # 1	Men Open 50 Back	FIJ	11	---	0.07
53.99L	F # 7	400 Free Relay Lead Off	FIJ	---	---	-1.22
	25.62 (25.62)					
1:03.67L	P # 32	Men Open 100 Back	FIJ	8	---	-0.74
	30.64 (30.64)	1:03.67 (33.03)				

---

**Individual Meet Results**
**XV Pacific Games 06-Jul-15 to 12-Jul-15 LC Meters****Location: Taurama Aquatics and Leisure Centre****Converted Times Used For Calculating Improvement**

<b>Time</b>	<b>F/P/S</b>	<b>Event</b>		<b>Place</b>	<b>Points</b>	<b>Improv</b>
<b>Caroline Puamau (35) W</b>						
58.90L	F # 2	Women Open 100 Free	FIJ	3	---	-0.14
	27.87	58.90				
	(27.87)	(31.03)				
59.33L	P # 2	Women Open 100 Free	FIJ	1	---	0.29
	28.34	59.33				
	(28.34)	(30.99)				
29.83L	F # 8	Women Open 50 Back	FIJ	2	---	-0.47
30.61L	P # 8	Women Open 50 Back	FIJ	2	---	0.31
1:16.25L	P # 14	Women Open 100 Back	FIJ	11	---	8.35
	35.74	1:16.25				
	(35.74)	(40.51)				
28.61L	F # 24	Women Open 50 Fly	FIJ	2	---	-0.23
28.67L	P # 24	Women Open 50 Fly	FIJ	1	---	-0.17
26.70L	F # 34	Women Open 50 Free	FIJ	2	---	0.11
26.90L	P # 34	Women Open 50 Free	FIJ	2	---	0.31
<b>Cheyenne Rova (20) W</b>						
59.95L	P # 2	Women Open 100 Free	FIJ	3	---	0.51
	28.72	59.95				
	(28.72)	(31.23)				
31.97L	P # 8	Women Open 50 Back	FIJ	7	---	1.07
1:08.59L	F # 14	Women Open 100 Back	FIJ	3	---	3.35
	33.92	1:08.59				
	(33.92)	(34.67)				
1:10.60L	P # 14	Women Open 100 Back	FIJ	5	---	5.36
	33.90	1:10.60				
	(33.90)	(36.70)				
36.48L	P # 18	Women Open 50 Breast	FIJ	8	---	0.53
37.07L	F # 18	Women Open 50 Breast	FIJ	6	---	1.12
28.06L	P # 34	Women Open 50 Free	FIJ	7	---	0.85
2:30.00L	F # 37	Women Open 200 Back	FIJ	1	---	0.11
	34.51	1:12.35	1:51.78	2:30.00		
	(34.51)	(37.84)	(39.43)	(38.22)		
2:38.95L	P # 37	Women Open 200 Back	FIJ	3	---	9.06
	36.99	1:17.57	1:59.09	2:38.95		
	(36.99)	(40.58)	(41.52)	(39.86)		

**Individual Meet Results**

**XV Pacific Games 06-Jul-15 to 12-Jul-15 LC Meters**  
**Location: Taurama Aquatics and Leisure Centre**  
**Converted Times Used For Calculating Improvement**

<b>Time</b>	<b>F/P/S</b>	<b>Event</b>	<b>Place</b>	<b>Points</b>	<b>Improv</b>
<b>Rosemarie Rova (12) W</b>					
5:33.79L	F # 4	Women Open 400 IM	FIJ	4	---
	32.66	1:12.57 1:57.50 2:43.13	3:31.29 4:22.11 4:59.16	5:33.79	-15.06
	(32.66)	(39.91) (44.93) (45.63)	(48.16) (50.82) (37.05)	(34.63)	
5:47.89L	P # 4	Women Open 400 IM	FIJ	5	---
	33.42	1:13.14 1:57.39 2:42.59	3:34.35 4:26.10 5:08.69	5:47.89	-0.96
	(33.42)	(39.72) (44.25) (45.20)	(51.76) (51.75) (42.59)	(39.20)	
2:59.55L	F # 12	Women Open 200 Breast	FIJ	5	---
	39.78	1:26.81 2:13.75 2:59.55			-3.29
	(39.78)	(47.03) (46.94) (45.80)			
3:03.30L	P # 12	Women Open 200 Breast	FIJ	5	---
	39.26	1:25.34 2:15.50 3:03.30			0.46
	(39.26)	(46.08) (50.16) (47.80)			
4:51.38L	F # 16	Women Open 400 Free	FIJ	5	---
	32.56	1:08.08 1:45.40 2:23.01	3:00.81 3:39.33 4:16.39	4:51.38	-2.95
	(32.56)	(35.52) (37.32) (37.61)	(37.80) (38.52) (37.06)	(34.99)	
4:51.39L	P # 16	Women Open 400 Free	FIJ	5	---
	33.54	1:10.35 1:48.04 2:26.00	3:03.18 3:40.24 4:16.18	4:51.39	-2.94
	(33.54)	(36.81) (37.69) (37.96)	(37.18) (37.06) (35.94)	(35.21)	
1:23.09L	F # 22	Women Open 100 Breast	FIJ	5	---
	38.56	1:23.09			-2.29
	(38.56)	(44.53)			
1:25.13L	P # 22	Women Open 100 Breast	FIJ	6	---
	38.61	1:25.13			-0.25
	(38.61)	(46.52)			
10:09.90L	F # 26	Women Open 800 Free	FIJ	5	---
	34.33	1:11.78 1:50.21 2:29.06	3:06.63 3:45.56 4:24.25	5:03.34	-3.45
	(34.33)	(37.45) (38.43) (38.85)	(37.57) (38.93) (38.69)	(39.09)	
	5:41.32	6:21.18 7:00.21 7:39.86	8:19.49 8:59.08 9:34.91	10:09.90	
	(37.98)	(39.86) (39.03) (39.65)	(39.63) (39.59) (35.83)	(34.99)	
2:36.64L	F # 29	Women Open 200 IM	FIJ	5	---
	33.14	1:15.11 2:02.53 2:36.64			-0.52
	(33.14)	(41.97) (47.42) (34.11)			
2:37.37L	P # 29	Women Open 200 IM	FIJ	5	---
	33.46	1:14.54 2:01.07 2:37.37			0.21
	(33.46)	(41.08) (46.53) (36.30)			
2:15.85L	F # 33	800 Free Relay Lead Off	FIJ	---	---
	32.08	1:07.01 1:41.85			0.10
	(32.08)	(34.93) (34.84)			
2:34.24L	F # 35	Women Open 200 Fly	FIJ	3	---
	33.98	1:13.62 1:54.44 2:34.24			-5.18
	(33.98)	(39.64) (40.82) (39.80)			
2:40.14L	P # 35	Women Open 200 Fly	FIJ	5	---
	35.21	1:17.47 1:59.97 2:40.14			0.72
	(35.21)	(42.26) (42.50) (40.17)			



---

**Individual Meet Results**
**XV Pacific Games 06-Jul-15 to 12-Jul-15 LC Meters****Location: Taurama Aquatics and Leisure Centre****Converted Times Used For Calculating Improvement**

<b>Time</b>	<b>F/P/S</b>	<b>Event</b>		<b>Place</b>	<b>Points</b>	<b>Improv</b>
<b>Brooke Smith (18) W</b>						
2:19.21L	P # 10	Women Open 200 Free	FIJ	7	---	-1.19
	31.59	1:05.94 1:42.68 2:19.21				
	(31.59)	(34.35) (36.74) (36.53)				
2:34.27L	F # 37	Women Open 200 Back	FIJ	3	---	-1.13
	36.43	1:15.54 1:55.82 2:34.27				
	(36.43)	(39.11) (40.28) (38.45)				
2:39.31L	P # 37	Women Open 200 Back	FIJ	4	---	3.91
	37.24	1:17.69 1:58.46 2:39.31				
	(37.24)	(40.45) (40.77) (40.85)				
<b>Gordon Thompson (18) M</b>						
28.37L	P # 1	Men Open 50 Back	FIJ	7	---	-0.53
28.42L	F # 1	Men Open 50 Back	FIJ	6	---	-0.48
1:02.73L	P # 32	Men Open 100 Back	FIJ	6	---	-0.24
	30.39	1:02.73				
	(30.39)	(32.34)				
1:02.87L	F # 32	Men Open 100 Back	FIJ	6	---	-0.10
	30.62	1:02.87				
	(30.62)	(32.25)				
2:27.35L	F # 36	Men Open 200 Back	FIJ	7	---	-3.85
	32.89	1:09.91 1:48.56 2:27.35				
	(32.89)	(37.02) (38.65) (38.79)				
2:30.27L	P # 36	Men Open 200 Back	FIJ	8	---	-0.93
	34.20	1:12.29 1:51.54 2:30.27				
	(34.20)	(38.09) (39.25) (38.73)				

**Individual Meet Results**

**XV Pacific Games 06-Jul-15 to 12-Jul-15 LC Meters**  
**Location: Taurama Aquatics and Leisure Centre**  
**Converted Times Used For Calculating Improvement**

<b>Time</b>	<b>F/P/S</b>	<b>Event</b>		<b>Place</b>	<b>Points</b>	<b>Improv</b>
<b>Taichi Vakasama (15) M</b>						
1:08.03L	F # 5	Men Open 100 Breast	FIJ	6	---	-1.61
	31.83	1:08.03				
	(31.83)	(36.20)				
1:08.67L	P # 5	Men Open 100 Breast	FIJ	7	---	-0.97
	32.73	1:08.67				
	(32.73)	(35.94)				
5:05.79L	F # 11	Men Open 400 IM	FIJ	5	---	-2.41
	31.73	1:10.69 1:51.30 2:30.73	3:12.30 3:54.38 4:30.44 5:05.79			
	(31.73)	(38.96) (40.61) (39.43)	(41.57) (42.08) (36.06) (35.35)			
5:10.39L	P # 11	Men Open 400 IM	FIJ	6	---	2.19
	31.35	1:09.04 1:51.35 2:32.44	3:14.15 3:56.45 4:33.82 5:10.39			
	(31.35)	(37.69) (42.31) (41.09)	(41.71) (42.30) (37.37) (36.57)			
31.44L	P # 17	Men Open 50 Breast	FIJ	11	---	-0.50
2:29.56L	P # 23	Men Open 200 Breast	FIJ	6	---	-2.78
	34.38	1:11.95 1:50.72 2:29.56				
	(34.38)	(37.57) (38.77) (38.84)				
2:31.36L	F # 23	Men Open 200 Breast	FIJ	6	---	-0.98
	34.29	1:13.11 1:52.52 2:31.36				
	(34.29)	(38.82) (39.41) (38.84)				
2:21.34L	P # 25	Men Open 200 IM	FIJ	9	---	-0.28
	31.30	1:09.39 1:49.58 2:21.34				
	(31.30)	(38.09) (40.19) (31.76)				