

Aggs for a Sub Series


 Close


Ctrl F, F3, W, S


 Display/Hide Columns

[Add Bio Links](#)

Summary

 Refresh

 This Group

 ALL Groups

OPTI RAINBOW (Fleet)

Place	Sail No	Boat Name	Skipper	From	Sers Score	Race 2	Race 1
▶ 1	5	TACKER 5	BENJAMIN SMALLEY	PDSC	3.0	2.0	1.0
1	2	TACKER 2	DYLAN BATH	PDSC	3.0	1.0	2.0
3	1	TACKER 1	ASHLEIGH BOYCE	PDSC	9.0	6.0C	3.0
4	4	TACKER 4	ELIZA MCNEE	PDSC	12.0	6.0C	6.0F
4	3	TACKER 3	OLIVIA BOYCE	PDSC	12.0	6.0C	6.0F

Aggs for a Sub Series

Close

Ctrl F, F3, W, S

Display/Hide Columns

[Add Bio Links](#)

Summary

Refresh

This Group

ALL Groups

OPTI GREEN (Fleet)

Place	Sail No	Boat Name	Skipper	From	Sers Score	Race 9	Race 8	Race 7	Race 6	Race 5	Race 4	Race 3	Race 2	Race 1
▶ 1	1174	GRANDVIEW	LEVI DOWNS	PDSC	8.0	1.0	1.0	1.0	1.0	1.0	1.0	[2.0]	1.0	1.0
2	811	BLACK DIAMOND	JOY JESSETT	MSC	17.0	3.0	2.0	2.0	3.0	2.0	[3.0]	1.0	2.0	2.0
3	818	SMILE AND WAVE	EVIE DALEY	WSC	34.0	2.0	3.0	3.0	2.0	[7.0F]	6.0#	6.0C	6.0C	6.0C
4	1173	KATHLEEN	SEBASTIAN EVE	PDSC	39.0	7.0C	7.0C	7.0C	7.0C	[7.0F]	2.0	3.0	3.0	3.0
5	1172	LUCY	DOMONIC EVE	PDSC	49.0	7.0C	7.0C	7.0F	4.0	[7.0C]	6.0C	6.0C	6.0C	6.0C
6	?	?	BILLY GIBSON	PDSC	52.0	7.0C	7.0C	7.0C	7.0C	[7.0F]	6.0C	6.0C	6.0C	6.0C

Aggs for a Sub Series

Close

Ctrl F, F3, W, S

Display/Hide Columns **Add Bio Links** Summary Refresh This Group ALL Groups

OPTI OPEN (Fleet) | OPTI INTER (Class) | OPTI 12 (Class) | OPTI 11 (Class) | OPTI 10 (Class) | OPTI 9 (Fleet)

Place	Sail No	Boat Name	Skipper	From	Sers Score	Race 9	Race 8	Race 7	Race 6	Race 5	Race 4	Race 3	Race 2	Race 1
▶ 1	1141	PIG HUNTER	CAMPBELL WALLACE	RQYS	16.0	3.0	2.0	3.0	3.0	2.0	[3.0]	1.0	1.0	1.0
1	1171	ROLLO	JACK SCHARF	PDSC	16.0	1.0	1.0	2.0	1.0	6.0	1.0	2.0	2.0	[6.0]
3	877	TYPHOON	HENRY SNELL	PDSC	32.0	4.0	3.0	6.0	2.0	1.0	[7.0]	5.0	6.0	5.0
4	936	SPIDERMAN	RILEY HOUSE	MSC	33.0	[7.0]	4.0	5.0	6.0	4.0	4.0	4.0	3.0	3.0
5	1142	JOLLY ROGER	WILL NOBES	PDSC	35.0	2.0	6.0	4.0	4.0	3.0	2.0	7.0	7.0	[7.0]
6	930	SIROCCO	SAM BELYEA	PDSC	36.0	5.0	5.0	1.0	5.0	[7.0]	6.0	6.0	4.0	4.0
7	1780	BLACK LIGHTNING	LEONARDO HUGHS	PDSC	40.0	6.0	7.0	7.0	[7.0]	5.0	5.0	3.0	5.0	2.0
8				WSC	70.0	9.0C	9.0F	9.0C	9.0S	9.0C	9.0C	[9.0F]	8.0	8.0

Aggs for a Sub Series

Close

Ctrl F, F3, W, S

Display/Hide Columns

Add Bio Links

Summary

Refresh

This Group

ALL Groups

OPTI OPEN (Fleet) | OPTI INTER (Class) | OPTI 12 (Class) | OPTI 11 (Class) | OPTI 10 (Class) | OPTI 9 (Fleet)

Place	Sail No	Boat Name	Skipper	From	Sers Score	Race 11	Race 10	Race 9	Race 8	Race 7	Race 6	Race 5	Race 4	Race 3	Race 2	Race 1
1	1750	BOUGAINVILLEA	BLAKE WILSON	SYC	9.0	1.0	1.0	[2.0]	1.0	1.0	[2.0]	1.0	1.0	1.0	1.0	1.0
2	1673	SOUTHERN CROSSW	ISAAC SCHOTTE	DOSC	17.0	2.0	2.0	[3.0]	2.0	2.0	1.0	[4.0]	2.0	2.0	2.0	2.0
3	960	PLAN B	TALIA BULSTRODE	PDSC	29.0	4.0	4.0	1.0	3.0	4.0	3.0	2.0	4.0	4.0	[4.0]	[4.0]
4	1771	PHEONIX	AUSTIN CROSS	RQYS	35.0	3.0	[9.0]	4.0	4.0	3.0	[9.0]	5.0	7.0	3.0	3.0	3.0
5	1621	KING TIDE	HUGO RALPH	RQYS	44.0	[10.0]	3.0	5.0	6.0	6.0	6.0	[11.0]	3.0	5.0	5.0	5.0
6	1534	GO YOUR OWN WAY	ISABELLA BRUCE	PDSC	50.0	5.0	6.0	7.0	5.0	5.0	7.0	3.0	[8.0]	6.0	[8.0]	6.0
7	1144	SPEEDY WAHOO	JACK SAUL	RQYS	55.0	6.0	5.0	6.0	7.0	7.0	5.0	7.0	6.0	[9.0]	6.0	[8.0]
8	635	THUNDERSTRUCK	NICHOLAS MOODY	RQYS	68.0	8.0	[11.0]	9.0	9.0	10.0	4.0	6.0	5.0	8.0	9.0	[11.0]
9	1728	LICKETY SPLIT	DAVID DALEY	WSC	74.0	7.0	7.0	8.0	10.0	11.0	[11.0]	10.0	[12.0]	7.0	7.0	7.0
10	1462	#NONAME	ANGUS WHEATLEY	DOSC	81.0	[12.0]	8.0	10.0	8.0	8.0	8.0	9.0	11.0	[11.0]	10.0	9.0
11	1756	PINK A TAC	ADELAIDE PULLIN	SYC	89.0	11.0	10.0	11.0	11.0	9.0	10.0	8.0	9.0	[12.0]	[11.0]	10.0
12	982	SEABELL	ISABELLA WILSON	RQYS	102.0	9.0	12.0	12.0	[16.0F]	12.0	13.0	[13.0]	10.0	10.0	12.0	12.0
13	1131	WILD4WIND	DANIEL BOWMAN	RQYS	117.0	13.0	[16.0F]	13.0	[16.0S]	13.0	12.0	12.0	13.0	13.0	13.0	15.0
14	544	HOUDINI	HARRY HOGAN	SYC	129.0	15.0	13.0	15.0	[16.00]	14.0	14.0	15.0	15.0	15.0	[15.0]	13.0
15	1769	FROSTY	ANDREW DOUYERE	SYC	130.0	14.0	16.0F	14.0	16.0S	[16.0S]	[16.0C]	14.0	14.0	14.0	14.0	14.0