



Junior Sailing

Family Welcome Pack





Welcome

To the Junior & Dinghy Racing Section of the Gosford Sailing Club.

It is our goal to support your child's sailing through the use of our facilities, initial training, and ongoing coaching and support so that they achieve their goals in sailing whether for fun or aspirations of larger regattas.

We are a family orientated sailing club with many social events and BBQ's after racing on most sailing days. Parents are encouraged to participate by learning to sail, developing skills in race management, manning the support boats or assisting in a variety of ways.

The Junior Fleet is managed by volunteer parents who belong to the Junior fleet management committee. This Committee works under the delegated authority of the GSC Board and is responsible for all junior on and off water events and in conjunction with the Clubs Sailing Office. The Committee consists of the following positions ;

President

Vice President:

Secretary:

Sailing Committee Rep:

Race Starter/Course Setter:

Handicapper/Results

Safety Officer

Northern Zone Sabot Delegate

F11 Delegate

Publicity Officer

Social Committee/Presentation Coordinator

Junior training classes are conducted on Saturday mornings for the and racing Saturday afternoons. Detailed information regarding racing is available in the Club's website. Ongoing training is available on most sailing days plus specialised training is planned throughout the year.

The Summer Season commences in October and continues every Saturday through to April.



Contents

- ▶ Learning to sail
- ▶ What's next
- ▶ Sailing summary
- ▶ Basic rules & conduct
- ▶ Point scoring
- ▶ Crewing / buddy system
- ▶ Jnr boat sections
- ▶ Hiring a boat
- ▶ Buying a boat
- ▶ Owning your boat
- ▶ Social side
- ▶ Volunteering
- ▶ General things to bring
- ▶ Essential gear
- ▶ Helpful info for parents
- ▶ Silver fleet program
- ▶ Club Forms

Club contacts:

Junior Section Committee

President: Peter Rivers

Secretary: Sheryl Dunlop

Gosford Sailing Club

Masons Parade Gosford

PO Box 187 Gosford NSW, 2250

Administration office:

e: Info@gossail.com.au

p: 02 4325 7216

f: 02 4323 4488

Sailing office:

e: Info@gossail.com.au

p: 02 4325 7216

f: 02 4323 4488

Sailing and marina manager: Peter Walsh

e: peter@gossail.com.au

p: 0488 257 216





Learning to Sail

Gosford Sailing Club offers a variety of learn to sail options including school holiday programs and junior coaching. We have Australian Sailing accredited instructors and provide all course specific equipment, including our RS Feva's and Optimist training dinghies and Personal Flotation Devices (life jackets) for all attendees. Students entering the level 2 will receive a Australian Sailing logbook to track course progress. The logbook can be used at any club that teaches Yachting Australia certified courses. Family discounts may apply contact the Sailing Office for further information.

Level 1—Learn to sail

Gosford Sailing Club offers Australian Sailing accredited “Start Sailing” level 1 courses. Each course comprises of a series of lessons on the beautiful and protected Brisbane Waters. The wind is typically light to moderate in the mornings and great for learning how to sail.

When is it run?

The course is run during the school holidays of the sailing season.

How many days?

School holiday course is conducted over three (3) days

Who can attend

Age 7 years and up & a confident swimmer.

What is included

Equipment and facilities provided (Optimist & RS Feva Dinghies)

How to enroll:

complete a registration form for level 1 with the administration office. A payment for the course is required at the time of form lodgment

Maximum 28 students



Level 2 - Learn to race

Level 2 courses are available to students who have completed the level 1 course. Level 2 comprises of a series of lessons to increase the knowledge and confidence of the junior sailor.

When is it run?

The course is run Saturday mornings of the sailing season. It may be run during the school holidays of the sailing season depending on the demand.

How many days?

The Saturday morning course is conducted over eight (8) weeks. The school holiday course is conducted over three (3) days.

Who can attend

Age 7 years and up & a confident swimmer.

What is included

Equipment and facilities provided (Optimist & RS Feva Dinghies), Logbook

How to enroll:

Complete a registration form for level 2 with the administration office. A payment for the course is required at the time of form lodgment

Maximum 26 students

Learn to sail classes level 1 & 2 completed, what is next? Level 3 Silver Fleet Racing

The next step for sailors who have completed both Level 1 Learn to Sail and Level 2 is to progress into Silver Fleet, an eight (8) week introduction to racing program. The course focuses on refining boat handling skills including speed, control and maneuvers, and introducing basic racing tactics and strategies.

Sailors are encouraged to sail their own personal dinghy (such as a Sabot, Optimist PJ or Flying Eleven). If sailors do not own a boat, they are welcome to charter a club boat. Club boat charter is based on a first-in-first-serve basis. The Silver Fleet is coached by an accredited Yachting Australia Dinghy Instructor. Another benefit of joining the Silver Fleet is for sailors to meet other Junior sailors who are at a similar level.

To find out more please view our full Silver Fleet section. For register and costs please refer to our [website](#).

How to advance from Silver Fleet?

Sailors in the Silver Fleet should complete a minimum of six weeks in the course before considering transitioning into the Junior Fleet. Sailors who wish to join the Junior Fleet should first discuss their skill level and competencies with the Silver Fleet instructor.



Next Step Junior Racing Fleet

If you are competent enough to continue sailing without the support of the Sailing School, you are welcome to join in the Junior Fleet. The Junior Fleet's aim is to encourage ongoing participation in the sport of sailing among our youth. We run an extensive racing program, and we have a proud tradition of training junior sailors. Many of our members, past and present, started out with little or no sailing experience and have gone on to represent the Club, State and our Country.

What are Junior Club Races?

Junior Club Races are not typically coached, sailors are capable of racing their craft without assistance on the water. There still will be safety boats present for the juniors.

Sailors will be in competition with others for points which will be accumulated and totaled throughout the season.

While it is always exciting to see our juniors sailing in club races over summer, safety is a main consideration. While the sailing committee will do everything they can to ensure adequate safety procedures are in place for juniors in club races, there are several items to note.

Weather and Water Conditions:

Races, coaching and courses may not proceed in heavier conditions. The committee will endeavor to contact parents as early as possible should a cancellation occur. Parents are required to remain present as race cancellations may occur at anytime during a racing event. Keeping our juniors safe on the water is the main goal. It is also the parent's role to determine if their child is capable to participate considering the conditions on the day, not the clubs role to decide which sailors can or can't sail on the day. However, If you are unsure whether the conditions are suitable for your child, please feel free to ask a member of the sailing committee for advice and feedback.

Assistance and coaching on the water

The ratio of available safety boats to junior sailing boats and people managing the races may vary on a weekly basis. Additional volunteers are always needed in some capacity and we welcome parent assistance. Courses will be run to certify and bring parents up to speed with a variety of volunteer positions. Further information can be obtained from the Sailing office

Assistance on the land - Rigging

Junior sailors are to rig their own boats, to gain experience and further their skills. Parents are required to oversee and ensure the rigging of the boat is safe and secure.

If parents are not familiar or experienced with rigging, there are typically other parents, junior sailors or instructors available, please do not hesitate to ask for assistance.

Launch and Landing

There are no designated beach crew to assist junior crews in and out of the water. Other sailors may assist them if possible. For this reason it is essential that juniors sailing in these races have an adult on the beach who has agreed to take responsibility to help them launch and land their boats safely.

Parents are to remain on site during the races to ensure their junior sailor does not need additional assistance. Juniors may need to return to shore quickly and the parent must be available.

Note: Any equipment left on shore, or around the club area should be stored in a manner with the general public safety in mind. ie no trip hazards. GSC is not responsible for items remaining onshore unsupervised.

Costs / Enrolment

You must register your craft for Junior racing. A form is available at the administration office, or check our website for further information. Boat, sailor and crew information is required along with a payment for the year. Junior members costs are reduced.

Private classes & advanced training

Private classes are also available with a minimum of 4 students. Please feel free to contact the sailing office with questions or suggestions.

Additional training is currently scheduled for Sabot & Optimist group, and the Flying Eleven group.

End of year presentation

All Silver Fleet and Junior Fleet sailors, family and friends are welcome to attend the end of season Junior presentation. Trophies will be presented and an overall celebration for the end of season.

Junior Sailing Committee

The Club relies totally upon volunteers to maintain, organise and participate in our coaching and racing programs. The Junior Sailing Committee meets on the third Tuesday of each month and all parents of junior sailors are encouraged to attend. If there are any questions, please feel free to contact the President of the Junior Sailing Committee.



Junior sailing summary



- Learn to sail**
- School Holidays - 3 days (course fee)
 - Boat supplied by the Club



- Learn to race**
- Saturday mornings— 8 week period (course fee)
 - Boat supplied by the Club



- Race coaching programme**
- Saturday mornings— 8 week period (course fee + GSC Junior membership)
 - Sailor has their own boat? (proof of insurance required)
 - No boat? Contact the sailing office, boats may be available to use for the programme.



- Junior racing**
- Saturday afternoons (GSC Junior membership)
 - Junior member requires a boat to participate (proof of insurance + race registration fee required)
 - * Crewing options may be available for those members without boats—contact the sailing office.

Membership categories for junior sailors and their families

There are a number of membership options available , please contact the administration office for information.

Parents should be aware Gosford Sailing Club offers a volunteer membership option. This option provides insurance coverage for parents engaged in the support of Junior fleet activities.

Junior sailing summary

Ten basic racing rules for beginners

- 1) Port keeps clear of starboard.
- 2) Windward keeps clear of leeward
- 3) The boat astern keeps clear of the boat ahead.
- 4) A boat Tacking or Gybing keeps clear of one that is not.
- 5) Avoid collisions. Racing Rules are defensive to prevent collisions not offensive racing tactics.
- 6) If you gain right of way or change course, give the other boat time to keep clear.
- 7) The inside boat (s) at two boat lengths from the mark is entitled to room to round the mark.
- 8) A boat that is backing up or not racing keeps clear.
- 9) If you have violated a rule, take a penalty
- 10) It is better to give way than to spend hours in a protest room.



Basic principles of conduct

- 1) Sport for children is a vital part of their growing up and is important to their self-esteem.
- 2) Sailors like to win, but more importantly, they want to have fun
- 3) Adults need to set the right example at events, not just at home.
- 4) Adults should be proud of child's efforts irrespective of the result.

Code of Conduct for Junior sailors

- 1) Follow the rules and respect the decisions of the race committee and protest committees
- 2) Never argue with others, be fair—no verbal abuse or vilification, provoking of others is never acceptable. Treat others as you would like to be treated
- 3) Work equally hard for yourself and your crew
- 4) Be a good sport, play fair and congratulate others by wishing them well and recognizing achievements
- 5) Show respect to other sailors
- 6) Speak to an adult if you feel you have an issue, feel unsafe or concerned.
- 7) Take responsibility for your actions
- 8) Enjoy and have fun

Code of Conduct for Parents of Junior sailors

- 1) Remember that children participate in sailing for their enjoyment—not yours
- 2) Encourage you children to participate according to the rules
- 3) Never disrespect your child for making a mistake they are here to learn and enjoy
- 4) Show appreciation to other parents, juniors and volunteers
- 5) Be a good role model by applauding good performance and efforts of others, congratulate all participants in their efforts.
- 6) Condemn the use of violence, verbal abuse or vilification in any form
- 7) Support all policies and practices
- 8) Ensure you are aware and follow the correct processes if you have an issue or complaint, never approach juniors over incidents involving your children.
- 9) Enjoy your juniors excitement and celebrate their progress





Competition &Point scoring

Point scoring of the Silver Fleet and Junior Club races will commence as noted below:

What is it & how does it work

Points are allocated to each sailor participating in Junior fleet. Those with the highest points at the end of the season will win the overall point score.

Club Championship Point score

The Junior Club championship will be awarded to the competitor recording the lowest points during the season of scheduled races.

There will be six heats with only five to count. The worst heats will be dropped.

Place	Points
1.....	0
2.....	3
3.....	5
4.....	8
5.....	10
6.....	11
7.....	13
8.....	14
9.....	15
10.....	16

Handicap Point Score

Each is allocated a handicaps number known as a Time Cor-
rection Factor (TCF) the higher the TCF the faster the boat.
The TCF is then multiplied into the boats elapsed race time to
produce a corrected finish time. The boat with lowest finish
time shall win the race on handicap. The boats handicap may
be adjusted up or down after each race.

Handicap Point Score :

All Races Count	
Place	Points
1.....	0
2.....	3
3.....	5
4.....	8
5.....	10
6.....	11
7.....	13
8.....	14
9.....	15
10.....	16

Average points may be awarded if boats start in inter-club or
representative races

Point scoring

Protesting and Racing rules

Sailing Racing is conducted under the international racing rules of sailing. RRS. Competitors are expected to obey the
rules and as the sport is self regulatory if rule is broken the a competitor can exonerate themselves by taking a turns
penalty. Alternatively even though we do encourage fun and friendly racing, however if there appears to be any issues
Skippers may protest.

Further information is provided within the current Gosford Sailing Club Sailing Instruction-Information-Programmes



Crewing? Or Becoming a Buddy

Don't have your own boat and not ready to hire one yet? Crewing or becoming a buddy may be a great option to really jump in and have a go.

The Buddy system allows for a new junior member to be paired with an existing junior member who presently owns a boat. Who better to pass on skills to new junior members to make them feel welcome, than an existing junior member.

We recommend all juniors wanting to crew have completed level 1 and be confident swimmers.

We ask for all those new and existing members who are interested to please have a chat to the Sailing office for your names to be placed on a Club register. Once a match has been determined you will be notified to meet your new crew or Buddy.

Buddies and crew must promise to be fair and to follow all code of conduct rules.

Join in now and contact Caitlyn@gossail.com.au for further information

Boat Sections

What boats currently participate in the Junior Sailing section at GSC:

Sabot— a 2.4 metre (8 foot) cat rigged dinghy sail boat. The Sabot rules have the kids sailing in the two-up division up until they are 12, then one-up to a maximum of 16 years. Most kids are too big for Sabots by 14 years and then move on to other boats such as Flying Elevens. The Sabot is a National Class. Each season the Sabot Association organises local, zone, state and national championships.

Optimist—The **Optimist** is a small, single-handed sailing dinghy intended for use by children up to the age of 15. Nowadays boats are usually made of fibreglass, although wooden boats are still built. It is one of the most popular sailing dinghies in the world, with over 150,000 boats officially registered with the class and many more built but never registered. The Optimist is recognized as an International Class by the International Sailing Federation.

PJ (Pittwater Junior) - The Manly Junior class and Dinghy Sports worked together to "evolve" the Manly Junior to a modern mini skiff by the addition of a false floor self draining cockpit. Safety was the most important improvement.

The "evolution" of the Pittwater Junior is now complete. Since sailing 3 prototypes (each one a development on the other), we think we have developed the simplest and safest kids sailboat ever.

By combining the best features of the Sabot with the simplicity of a Laser and the modern rig and materials from windsurfing and some rational thinking, we have come up with a boat that is safe, simple and relatively inexpensive.

This boat has the same hull shape and sail plan as a Sabot and can be raced against existing Sabots at club level. (Dinghy Sports will be working with the Sabot class on this).

The **Flying Eleven** is an Australian boat designed as a high performance racing skiff suitable for juniors typically up to 18 year olds, preferably combined crew weight between 75 and 115 kgs. The Flying Eleven is a logical step in the transition and develops 3 sail handling by young sailors rising from single sail and more junior classes. The boat assists juniors in taking the next steps to other boats such as Cherubs, 420's, 470's 29ers, Moths, 13s or even 49ers.






Hiring Club Boats For Junior Members

Gosford Sailing Club is lucky to have a small fleet of boats available for Junior GSC sailing members to hire. They are available on a first come first serve basis.
As the Club owns these boats and has liability should any accidents occur, it is all of our responsibility to protect them from damage and ensure they are used in a safe manner.

What is available

Once students they may advance into the Junior Club Races.

Number of boats owned by Club	Type	Details	
5	Optimist Dinghy (training)	Single Sail 1up or 2up Ideal for ages 5-12 Beginner	
6	RS Feva	Two Sails 2up Ideal for ages 12-18 Intermediate	
1	Flying Eleven (name:)	Two Sails 2up Ideal for ages 12-18 Advanced	
1	Laser	One Sail 1up Ideal for ages 16+ Advanced	

For information on rules and responsibilities for chartering and costs please refer to the GSC agreement for use of club sailing boats form on the following page.

Who is able to hire them?

- ▶ Sailors in the Silver Fleet
- ▶ Sailors must be sailing members of Gosford Sailing Club

Can you reserve a boat?

Club boats are available on a first-come basis. Boats chartered for the 8 week Silver Fleet course will be reserved for those who are chartering.

Once a club boat is chartered the sailor will be allocated a boat number and sailors are to use the same boat and matching boat parts each week for the duration of the course. If sailors wish to complete another 8 weeks of Silver Fleet using a club boat, they will be required to pay for another 8 weeks of chartering and will need to reserve a boat again. If a chartered boat is not in use by 1.45pm on Saturdays, the boat may be used as a spare if discussed with the assigned silver fleet coach.





Hiring Club Boats continued

Who do I contact to hire a boat

The sailing office: Peter Walsh

Where are the boats located?

Optimists: boats and parts are both located in the shed
RS Feva: boats are located on the southern side of the club near the marina in-between the Etchells. Boat parts are stored in the storage room underneath the fire-escape stairs on the southern side of the club.
Flying Eleven: boat is located in the general boat storage area in the main shed. Mast hangs from the roof in the same area. Sails, foils, boom, ropes and bungs are kept inside the boat.

You must collect the shed key from the silver fleet coach or sailing office to gain access to the shed.
This is to ensure sailors are using the correct allocated boats and parts. Boat parts are numbered.

What do I need to do when I am finished sailing?

You are responsible for all parts of the boat.

This includes washing the boat and boat parts after sailing and packing the parts away neatly. Remember to sign off and complete a damage report.

Do I have to supply anything further to the boat?

No, everything should be available with the boat.

Rules and Responsibilities of Club Boat Chartering -

Anyone chartering a club boat must sign on and sign off, and complete a damage report on the chartering record sheet.



Will I get assistance on how to rig a boat if we have no experience?

You are responsible for rigging and de-rigging. However, if you are unsure of how to rig the boat you may ask the Silver Fleet instructor or other members of the Silver Fleet or Junior Fleet for assistance. Sailors are responsible for rigging and derigging the boat, not parents.

Will I have assistance launching and returning to the beach?

The Silver Fleet instructor is not responsible for launching, lifting and retrieving club boats. Parents are responsible for supervising and helping sailors in this regard.

Can I take out a club boat without supervision from an instructor or parent?

No, sailors using club boats must have supervision at all times.

What is the wind limit for using club boats?

Junior sailors should not use club boats if there is a strong wind warning (over 20 knots)

What do I do if I notice something broken or I hit something accidentally?

Damage reports will be available at the sailing office or see your Class captains for a copy. Fill out the report and have it signed and verified by your Class captain. It may then be passed to the sailing Manager. This is advisable if you are hiring or own your own boat.

Who is responsible for maintaining the boat?

GSC will ensure the boat is maintained. Please notify the sailing office if you notice any damage.

Buying a Boat

Sailors who are joining the Junior Section wishing to advance from Level 2 into Silver Fleet or Junior racing will be required to use their own boat, hire a boat or crew with someone who has a boat.

It is always recommended to take that next step to purchase a boat. Families who purchase their own vessel tend to have a stronger commitment to really learn and progress further at a quicker rate.

What type of boat to buy is dependent on you and your child. Boats which require an additional crew member work well with families. Your child may be able to give you feedback on what they prefer or have tried as well.

Older boats verses newer

Older boats can still be a good stepping stone, but as with older vehicles they may need a little more TLC and maintenance. Feel free to ask for advice, other members are a wealth of information and they may be able to give further pointers in this area. There are also many websites and chat areas that can assist as well.

What is available

You can find a range of affordable second-hand and brand-new boats here:

- ▶ Gosford Sailing Club Notice Board (opposite change rooms)
- ▶ Second-hand Optimists on NSW International Optimist Dinghy Association website - http://www.optinsw.yachting.org.au/assoc_page.cgi?c=0-10032-0-0-0&SID=298777
- ▶ Brand-new Optimists on NSW International Optimist Dinghy Association - http://www.optinsw.yachting.org.au/assoc_page.cgi?c=0-10032-0-0-0&SID=298776
- ▶ Second-hand Sabots on Australian National Sabot Wesbite - <http://www.sabot.com.au/boats-4-sail/browse-categories/1/sabots/>
- ▶ Brand-new Sabot Builders on Australian National Sabot Website - <http://www.sabot.com.au/sabots/boat-builders/>
- ▶ Second-hand Flying Elevens on F11 Association - http://www.flying11.yachting.org.au/assoc_page.cgi?c=0-10059-0-0-0&SID=300607
- ▶ Brand-new F11 Builders - http://www.flying11.yachting.org.au/assoc_page.cgi?c=0-10059-0-0-0&SID=300610

PJ deal (buy back)

Currently GSC offer a number of PJ boats on a buy back plan for \$650.00 to Junior Club sailors.

A condition of the sale is that the boat is returned in a similar condition as purchased. Upon agreement GSC will buy back the PJ for the price sold. How can you lose with this offer, act quickly as they do go fast! Please contact the Sailing Office: Peter Wash.

Buying a boat

Extra costs:

When purchasing a boat, there are a number of items which should be considered:

- ▶ Third party \$10 million liability—this is a minimum requirement for racing at GSC. Further insurance such as comprehensive is optional. Members currently receive a small discount or gift when purchasing through Yachting NSW <http://www.ynswinsurance.com/c2/>
- ▶ Storage: Onsite storage spaces at GSC are available for Junior members on a first come first serve basis
- ▶ Maintenance of your boat, ensuring all items are functional and safe
- ▶ Additional equipment, safety equipment—see essential boat equipment





You have your own boat?

What do you need to start sailing

- ▶ Ensure sail number is to racing requirement
- ▶ Club race registration
- ▶ Minimum Third party \$10 million liability
- ▶ Essential boat gear
- ▶ Boat class—safety check completed
- ▶ Familiarise yourself with the GSC Sailing instructions Information Programme



Boat Storage:

Storage is limited. Please notify your interest to the sailing office, to confirm availability.

If your boat is in the shed what is expected of you

Parents are to assist their sailors in the safe retrieval of their boat from the shed. It is crucial that all equipment stored is stored in a safe and secure manner. Please respect others equipment and if any damage occurs please notify the sailing office.

If you become aware of a hazard or risk within the storage area, please notify the sailing office immediately



The Social Side

The junior section run a range of social events, some on-water, some off. Some may include

- ▶ BBQ's following race and training
- ▶ Presentation Day – A formal celebration at which awards recognising sailors efforts from the various boat classes
- ▶ BBQ and games day – this may be an event that the junior section sails to and meets their families for a Picnic BBQ and some challenging on-land games or fun races on another shore.
- ▶ Bring a friend day – an invitation to our juniors to bring a friend to try their hand at sailing, no prior experience required.
- ▶ Santa Cruise
- ▶ Junior sailing challenges—such as an Obstacle race, treasure hunts relays and more

Or something different – a social evening off the water to help bring the juniors together as a section.

Options

- ▶ Pizza and Picture night
- ▶ Lazer tag
- ▶ Go-Karting

We would like to kick off more social events, and have some fun. Bring your suggestions on what you would like to participate and let us know if you would like to assist in any way.

Check out our

Gosford Junior Sailing Facebook page for upcoming information and schedules

Parents Help & Volunteering

You have probably figured out by now that Gosford Sailing Club is a place where families come together to make sailing a great community event. In order to retain our relatively low member fees and strong sense of community we continue to foster the volunteer mentality.

As a new member it can be hard to know how to help or what is expected, and it is easy to think “I hardly have time to come sailing let alone come to extra busy bee events!” and as a brand new sailing parent it is easy to think “but I don’t know a thing about sailing, how can I help out?” but there are many ways to help make Saturdays run smoothly and volunteering is not supposed to be hard.

Here is a list of what members and parents of junior members are currently doing to help make it all happen, any thing you can do will be greatly appreciated. Expand your skills by joining in our courses made available throughout the year.

Help & assistance contacts

Contact the sailing office or the President of the junior section. Refer to the contacts page for further information

Rotational roster responsibilities—shed duty

On a rotational basis groups are expected to maintain the boat shed area by assisting with sweeping and light duties. Please see the roster posted every week on the noticeboard outside the sailing office to determine if your section is scheduled for cleaning duties that week. Your assistance is greatly appreciated to maintain a tidy area for all to use.



Working bee's

Working Bee's are scheduled on an annual basis to tick off the jobs that typically build up over the year. Boats stored on site will be reviewed to ensure they still require storage space, cleaning, painting and other jobs may be scheduled. Your assistance is greatly appreciated. A lunch BBQ is provided to thank you for your help.

Parents Help & Volunteering continued

Volunteering

Be a part of the activities by participating .
Volunteering membership is recommended and provides insurance coverage whilst participating in Club activities and events.

Join the Committee

The Club relies totally upon volunteers to maintain, organise and participate in our coaching and racing programs. The Junior Sailing Committee meets on the third Tuesday of each month and all parents of junior sailors are encouraged to attend. If there are any questions, please feel free to contact the President of the Junior Sailing Committee.

Courses

Courses for parents will be scheduled through the club through the year to assist parents in gaining general water safety and experience in order to support their junior sailors. Many parents may join in with no prior sailing knowledge.

Australian Sailing Discover Sailing Experience - Keelboat

This course is a basic introduction to sailing and offers novice sailors a fun experience in Keelboat sailing rather than developing refined sailing skills. A Discover Sailing Experience is a great way to participate in a three hour fun sailing experience with a partner, group of friends, work colleagues, or family. Sailors are able to complete a maximum of three discover sailing sessions before registering for the YA Start Crewing and Start Helming Keelboat course.

Dates/Cost: Check our website for available dates, course costs and times



You can register for the Keelboat Discover Sailing Experience by contacting the GSC office or visit www.discoversailing.org and follow the links: Activity Finder> NSW> Discover Sailing Experience> Keelboat> Search (Gosford Sailing Club courses)

To learn more about skippering and crewing, the following course is for you:

Australia Sailing Start Crewing and Start Helming – Keelboat

This course develops refined sailing skills, delivers both the Start Crewing and Start Helming courses and introduces the basics of sailing on a Keelboat including boat handling, safety and sailing theory. The course includes a minimum of twelve practical lessons and three theory lessons. It includes Yachting Australia and Gosford Sailing Club memberships as well as course completion certificates. The course usually runs every Saturday afternoon from October through to March. This course is an excellent way to become more involved in sailing and meet other sailors at a similar skill level. After completing this course sailors can join Twilight racing on Wednesday Afternoons.

For more information contact Gosford Sailing Club administration at info@gossail.com.au

Other courses

AS Mark Laying Course

Powerboat Course

Plus many more..

For course schedule and costs please contact the sailing office



The basics for sailing activities

For starting out, particularly in level 1 and 2 we recommend juniors bring the following:

Sunscreen: All students must bring their own sunscreen. Factor 30+ is essential, and should if possible be applied at home before sailing. During vacation programmes we will supervise the re application of sunscreen at lunch time.

Towel: Kids get very wet while dinghy sailing so a towel is essential.

Plastic Bag: All clothes worn sailing will end up wet. .An old shopping bag is an ideal way to carry wet clothes home.

Secure gear bag: All clothes and gear should be packed in a bag that can be securely closed. Please ensure that no valuables are brought to sailing. While every effort is made by our staff to look after student's personal belongings, we do not have secure lock up facilities and cannot take any responsibility for loss or damage. Please label everything.

Dry change of clothes: Most sailing sessions involve some swimming, and even on warm days many students find that they need to get some dry clothes on to warm up when they get ashore.

Lunch: Kids attending holiday camps should bring lunch, or arrange to order a cold meat/salad roll for around \$6. A limited range of drinks, chips and chocolates are on sale at the club. Students are not permitted to leave the club to purchase other food.

Clothing to get you started for holiday camps:

You do not need to invest in any special clothing or equipment to get started with us. These are items that all students must have to get started and if you look around at home, you will probably find that you already have most of these items.

Please note that the facilities at our training centre are used by many people. As a result we do not collect lost property and cannot keep or return lost items. Please check everything before leaving each day, as lost items may be thrown out before they have the chance to become smelly.

Footwear: Wetsuit booties, trainers or sandals. Footwear is essential to provide protection from sharp objects. Anyone arriving for a lesson without suitable footwear is not permitted on the boats or beach.

Hat: A suitable hat is essential, preferably one that you don't mind losing. Parents must ensure that hats are suitable - please call if you need advice. Our staff will endeavor to ensure that hats are worn at all times by the students, however due to the nature of the activity this may be impractical at times. We recommend packing a spare hat.

Shorts: Sailing involves a fair amount of sliding around on the boats, so shorts are essential for protection. Shorts worn over the top of a wetsuit will increase the life of the wetsuit.

Shirt: A shirt is essential to provide sun protection for the shoulders and to prevent a rash from wearing a lifejacket. Either a t-shirt or rash shirt is suitable as long as the shoulders are covered.

Warm top and light wind jacket: An old polar-fleece jumper is ideal. Tracksuit tops or other stretch materials are not as good as they tend to hold water making them heavy and cold. A lightweight wind jacket is also useful to help stop wind chill.

PFD (lifejacket): We supply PFDs for all students. Students may wear their own, however we reserve the right to inspect all jackets and to require the use of one of ours if the student's own jacket is not safe or suitable.

Hair: All long hair must be tied up tightly – it cannot be flopping around as it can get caught in the mainsheet block.

General things to bring



Essential boat gear

Boats will be checked on a frequent basis to ensure the safety of our Juniors are maintained on the water. Different boat classes may have different requirements.

The junior sailor will be expected to review their equipment and provide a signed declaration the equipment is on board and will be maintained for the full sailing season. The boat will not be allowed to participate if the essential gear is missing prior to a race.

Gear

The following is a list of gear all sailors who race should have on their boat

- ▶ Sail Release—The skipper must be able to lower the sail from within the boat
- ▶ Paddle—150 x 150 mm with suitable length lanyard
- ▶ Hand Bailer—min 2 litre with suitable length lanyard
- ▶ Tow Rope—to extend two (2) boat lengths beyond the bow—min 60 mm and secured
- ▶ Rudder Box—Metal pin to attach rudder box or fixed rudder to gudgeons
- ▶ Centerboard—suitably attached so if capsized, it will not fall from case
- ▶ Identification of 2-ups: sticker number "2" 50 x 8mm on transom

Recommended sailing gear

As you progress, having a range of sailing gear is important in keeping sailors safe, protected from the elements and contributes to successful racing.

Gear

The following is a list of gear all sailors who race should eventually own:

- ▶ Sailing Gloves: especially important for crew
- ▶ Starting watches: watches with a 5 minute countdown feature and large face
- ▶ Rash shirts
- ▶ Polarised Sunglasses: protecting eyes from glare
- ▶ Sailing Spray Jacket
- ▶ Footwear: Sailing Boots, wetsuit booties
- ▶ Long Wetsuit or long wetsuit pants: important for crews sailing in Flying 11 to protect knees
- ▶ Short Wetsuit for summer
- ▶ Thermals for winter or cold days
- ▶ Hats or Beanie's in winter
- ▶ Kneepads if you do not own a full wetsuit
- ▶ Quality Life Jacket

Where to buy

Here are a few places to buy sailing gear online or in stores:

- ▶ Whitworths: www.whitworths.com.au
- ▶ NB Sail Sports: www.nbsailsports.com.au/
- ▶ Gill: www.gillmarine.com
- ▶ Ronstan: www.ronstan.com.au
- ▶ Zhik: www.zhik.com/
- ▶ Slam: www.slam.com/
- ▶ Henri Lloyd: www.henrilloyd.com/
- ▶ Helly Hansen www.hellyhansen.com/
- ▶ Musto: www.musto.com.au/
- ▶ All Marine: www.allmarine.com.au/
- ▶ Bias Boating www.biasboating.com.au



Other places to check

Often sailing clubs and websites such as Ebay or Gumtree sell new or second hand gear which is worth checking out if you are on a budget! We will endeavor to maintain a list on the bulletin board by the toilet area. Please have a look and you may find just what you need.

Helpful Information for Parents of Junior Sailors

For those parents who are not experienced sailors, we hope the following information will assist you when your enthusiastic junior sailors ask to go sailing.

Wind direction:

South westerly / Southerly

- ▶ blowing from Saratoga to GSC
- ▶ steady and predictable
- ▶ choppy seas
- ▶ cooler temperature.

Northerly

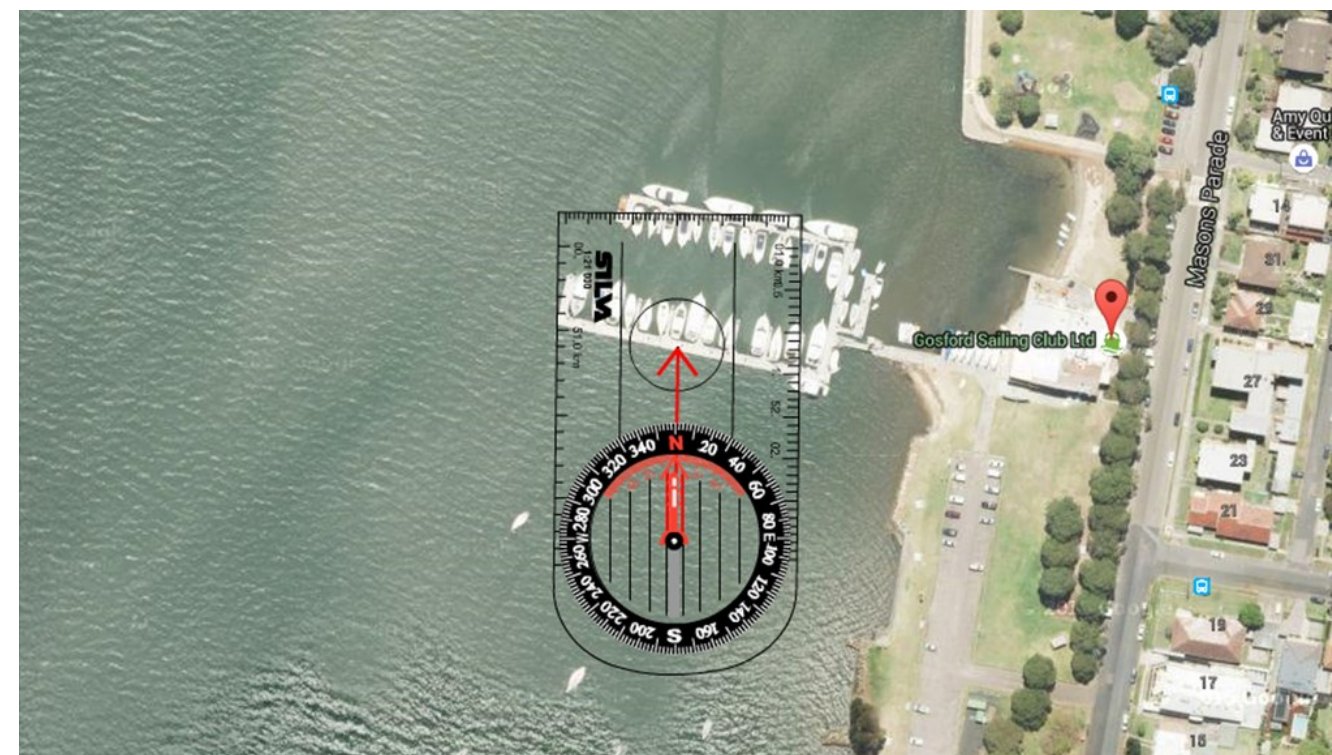
- ▶ blowing from GSC to Saratoga affected by land thus unpredictable
- ▶ Gusty
- ▶ deceptively calm on the beach and inshore, always windier out to sea, warmer temperature

Westerly

- ▶ Blowing from Marine Rescue—Point Clare towards GSC
- ▶ Can be gusty and unpredictable, boats etc. will be blown across the beach, choppy seas.

Easterly

- ▶ blowing from GSC to Marine Rescue Point Clare
- ▶ Generally steady and predictable
- ▶ Fairly flat seas
- ▶ Sail upwind to return to GSC



Check the weather forecast online at:

Willy Weather: <http://www.willyweather.com.au/>

BOM: <http://www.bom.gov.au/nsw/forecasts/index.shtml?ref=hdr>

Seabreeze: <http://www.seabreeze.com.au/>

Should you be unsure about the suitability of the conditions on the day, please feel free to contact a member of the Sailing Committee to discuss with them – contact details are included in this handbook.



Helpful Information continued...

Wind speeds:

Wind is measured in Knots. One Knot is approximately 1.85 kilometers per hour

0-5 knots	Calm: Little to no wind, very quiet and slow
10 knots	Calm: Light breeze, pleasant and easy sailing
15 knots	Moderate: Gusting, difficult for lightweight crews
20 knots	Heavy: White-capping. Not recommended for junior crews
25+ knots	Very heavy: Junior and Senior sailors will not race.
Lightning and storms	Races will be held if it is raining. However no sailing will be held if there is lightning or thunder

Should you be unsure about the suitability of the conditions on the day, please feel free to contact a member of the Sailing Committee to discuss with them – contact details are included in this handbook.

Rocks/ moored boats:

The rocks next to the Lions Park can damage boats leaving or returning to shore and they are not always visible depending on the height of the tide. These rocks follow the waterfront from GSC along the swimming pool to the Northern boat ramp and are hazardous as they extend to the club's boat ramp. As there are rocks surrounding Point Frederick avoid this area and sail outside of the yellow warning marker. It is important to research the local warning markers in Brisbane Water to avoid rocks or shallow water. Keep clear of moored boats at all times and do not sail in the moored boats area on the Southern side of the club.


SAFE BOATING – NAVIGATION MARKS

CHANNEL MARKERS

Generally used for well defined channels, they indicate the port and starboard hand sides of the route to be followed when going upstream.

Port Hand Markers


Keep these marks on your port (left) side when going **upstream**. Light when fitted is RED.



CAN PILE

Starboard Hand Markers

Keep these marks on your starboard (right) side when going **upstream**. Light when fitted is GREEN.



CONE PILE

ISOLATED DANGER MARKS

Indicate the danger with navigable water all around them.

Two black spheres – BLACK/RED horizontal stripes.

Pass either side – but at a safe distance.

LIGHT WHEN FITTED WHITE TWO FLASHES

SAFE WATER MARKS

Show navigable water all around. May indicate centre line or mid-channel.

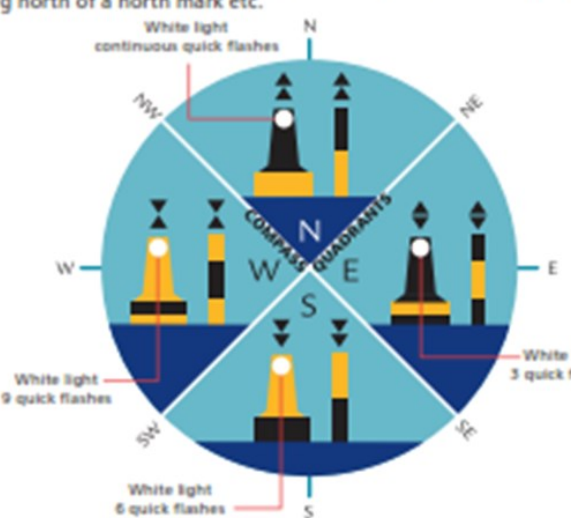
Red sphere – RED/WHITE vertical stripes.


Pass either side.

LIGHT WHEN FITTED WHITE ONE FLASH

CARDINAL MARKS

Take their name from the compass quadrant in which they are placed and indicate the safe side of a danger on which to pass, eg north of a north mark etc.





Info Line **13 12 36** or visit rms.nsw.gov.au/maritime

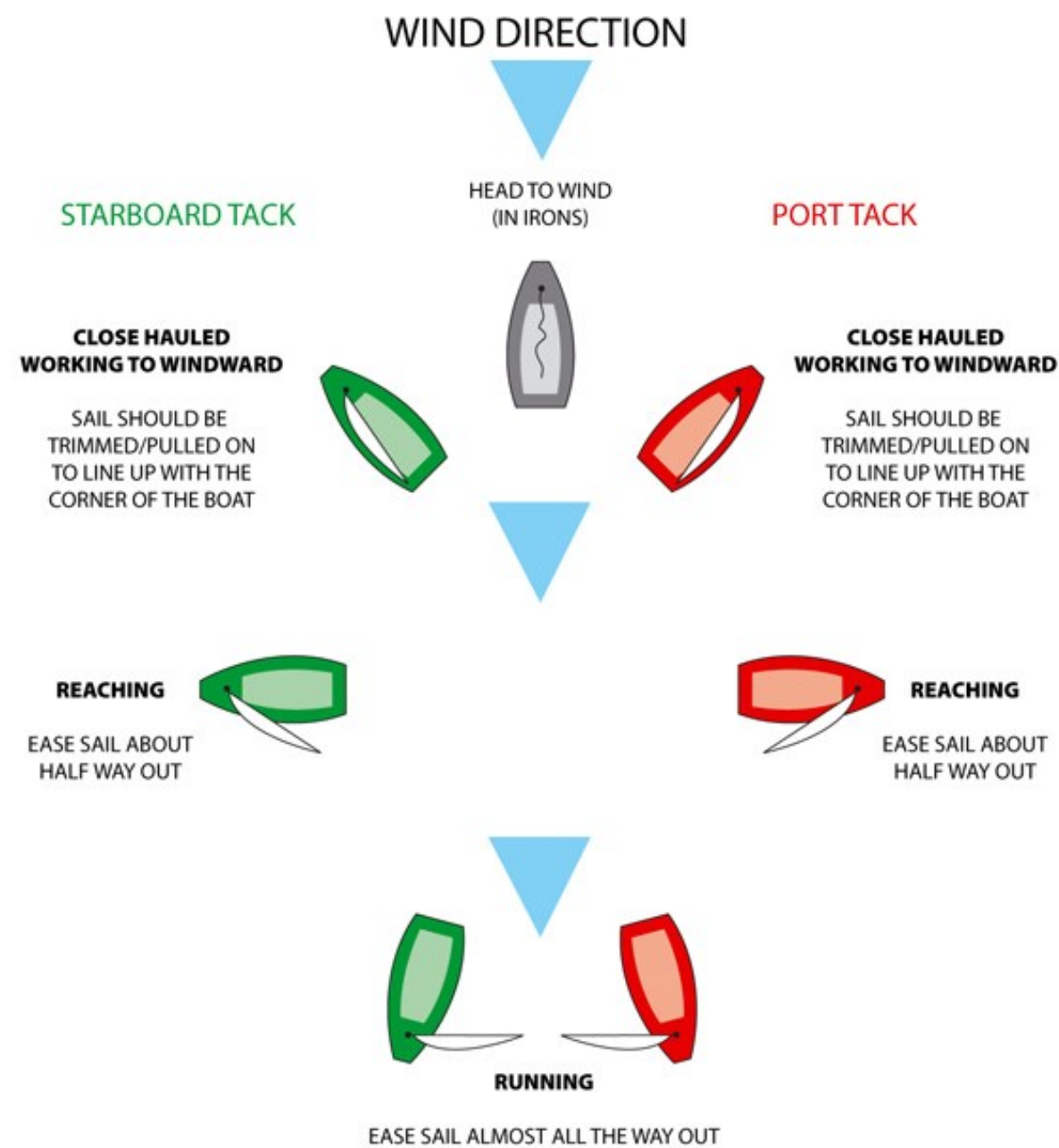
NSW MARITIME 10/14

Fast Facts

A few extra facts that are good to know .

1. Flat is Fast
2. If in doubt, ease your sail out.
3. ALWAYS Sign on & off.

Sailing angles & basic sail trim



Fast Facts

Wind indicators

As you are learning to sail you must be aware of wind speed and direction. Sails are trimmed and adjusted for maximum efficiency and speed according to both wind speed and direction.

Experienced sailors pay attention to indicators both on and off the sailboat to predict wind shifts and observe changes at a distance.



Watch other sailboats to see how they heel when on the wind.

Look for flags onshore or in the rigging of moored boats.



The wind and the effect on the water around you and at a distance can provide information about coming changes. Obviously, waves grow larger as the wind increases.

Look around you on a calm day. While calm water is flat (except for residual waves or swells), small increases in wind (puffs) cause ripples ("cat's paws") that often can be seen at some distance. Ripples also often make the water look darker. One part of a race course may have more wind than another, helping racers determine which tack is better and other strategies. Simply seeing a wind increase coming helps you prepare for changes in sail trim.

Sailing Jargon

1. **Aft** - The back of a ship. If something is located aft, it is at the back of the sailboat. The aft is also known as the stern.
2. **Bow** - The front of the ship is called the bow. Knowing the location of the bow is important for defining two of the other most common sailing terms: port (left of the bow) and starboard (right of the bow).
3. **Port** - Port is always the left-hand side of the boat when you are facing the bow. Because "right" and "left" can become confusing sailing terms when used out in the open waters, port is used to define the left-hand side of the boat as it relates to the bow, or front.
4. **Starboard** - Starboard is always the right-hand side of the boat when you are facing the bow. Because "right" and "left" can become confusing sailing terms when used out in the open waters, starboard is used to define the right-hand side of the boat as it relates to the bow, or front.
5. **Leeward** - Also known as lee, leeward is the direction opposite to the way the wind is currently blowing (windward).
6. **Windward** - The direction in which the wind is currently blowing. Windward is the opposite of leeward (the opposite direction of the wind). Sailboats tend to move with the wind, making the windward direction an important sailing term to know.
7. **Boom** - The boom is the horizontal pole which extends from the bottom of the mast. Adjusting the boom towards the direction of the wind is how the sailboat is able to harness wind power in order to move forward or backwards.
8. **Rudder** - Located beneath the boat, the rudder is a flat piece of wood, fiberglass, or metal that is used to steer the ship. Larger sailboats control the rudder via a wheel, while smaller sailboats will have a steering mechanism directly aft.
9. **Tacking** - The opposite of jibing, this basic sailing manoeuvre refers to turning the bow of the boat through the wind so that the wind changes from one side of the boat to the other side. The boom of a boat will always shift from one side to the other when performing a tack or a jibe.
10. **Jibing** - The opposite of tacking, this basic sailing manoeuvre refers to turning the stern of the boat through the wind so that the wind changes from one side of the boat to the other side. The boom of a boat will always shift from one side to the other when performing a tack or a jibe. Jibing is a less common technique than tacking, since it involves turning a boat directly into the wind.



Silver Fleet Program

The Silver Fleet Program is an eight week program that further develops our future junior sailors.

The Silver Fleet is the junior development division of the Gosford Sailing Club where sailors are introduced to Saturday after-noon competitive racing at Gosford Sailing Club before transitioning into the Junior Fleet.

The course focuses on refining boat handling skills including speed, control and maneuvers, and introducing basic racing tactics and strategies.

Mission Statement: The Silver Fleet aims to develop basic sailing and racing skills to prepare novice sailors for transition-ing into Junior Fleet racing. The Silver Fleet promotes inclusive and adaptive learning for sailors of varied skill levels. This course involves both group and individual learning and uses appropriate and simple language. The Silver Fleet encourages competition and constant improvement however also aims to promote the welcoming, supportive and social sailing culture of Gosford Sailing Club.

Three key words: *Communication, Anticipation, Teamwork*

The Silver Fleet Scope & Sequence: Each sailing session will have a focus topic. However, individualised advice will be given to sailors according to their skill level and progression through the course

Silver Fleet Program Details

Week One	Week Two	Week Three	Week Four
Welcome to the Silver Fleet <ul style="list-style-type: none">▶ About the Silver Fleet:<ul style="list-style-type: none">▶ Sign on/off procedures,▶ briefing & de-briefing,▶ transition into the Junior Section,▶ responsibilities of all sailors,▶ chartering responsibilities.▶ Revision of sail trim, points of sailing▶ Introduction to the Junior Section triangle course▶ Starting procedure	Sailing Upwind <ul style="list-style-type: none">▶ Balance▶ Points of sailing▶ Tacking▶ Anticipation▶ Tell-tales▶ Communication▶ Port and starboard (windward & leeward)	Sailing Downwind <ul style="list-style-type: none">▶ Sail trim▶ Gybing▶ Balance▶ Anticipation▶ Communication▶ Centreboard	Starting <ul style="list-style-type: none">▶ Being on-time▶ Sailing on the start-line▶ Observation of Junior Fleet starts▶ Stopping the boat▶ Rules: penalty for breaching the line in the last minute, port and starboard.▶ Anticipation (wind awareness)
Week Five	Week Six	Week Seven	Week Eight
Heavy Wind Sailing <ul style="list-style-type: none">▶ Depowering the sails▶ Balance▶ Looking at Wind Forecasts▶ Capsizing	Light Wind Sailing <ul style="list-style-type: none">▶ Sail Trim▶ Wind awareness▶ Position in the boat (balance)	Rules Lifts & Knocks <ul style="list-style-type: none">▶ Buoy Room▶ Hitting a mark▶ Hitting another boat▶ Lifts & Knocks▶ Protesting	Revision <p>This session is an opportunity to revise skills learned over the previous seven weeks in the Silver Fleet, refine these skills and address/discuss individual room for improvement.</p>

Debriefing: Debriefing is an important time for self-reflection. During the debrief, sailors must each come up with one positive experience or thing learned, and one thing they can improve on for the next sailing session. This is also a good time to discuss issues experienced by sailors for the benefit of the entire group, and to answer questions about the day's sailing.

Course: The Silver Fleet will race on the same racecourse as the Junior Section although the Silver Fleet will only complete a triangle.

The duration of races is usually around 20-30 minutes. The number of races held will depend on the Junior Fleet racing, usually 2-3 races are held per Saturday.

Start > Top Mark > Wing Mark > Bottom Mark > Finish.

(Start line is also finish line)

Starts:

The Silver Fleet will have three-minute starts commencing straight after the Junior Fleet start.

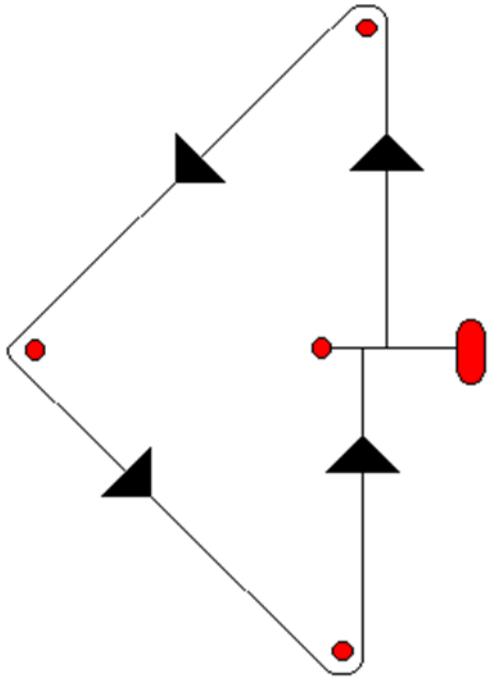
3 minutes	Class Flag UP (or yellow flag)	Horn Sounded
2 minutes	Blue Peter UP	Horn Sounded
1 minute	Blue Peter DOWN	Horn Sounded
0 minute	Class Flag DOWN (or yellow flag)	Horn Sounded
(start)		



Blue Peter



Class Flag or Yellow Flag



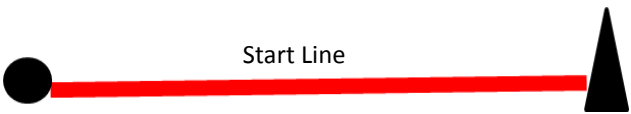
RS Fevas and Flying Elevens will start before the Junior Fleet start.

On the water signals:

The sound of a whistle = sail towards and circle around the coach boat and wait for instructions.

A stop hand signal = stop the boat by releasing the sails and pointing the boat into irons, wait for instructions.

Prior to starting sequence: It is important for the Silver Fleet to stay close to the starting area to be ready for the starting sequence and to be able to watch the Junior Fleet starts. To avoid colliding with other boats on the start line, Silver Fleet sailors should stay to the right of the start-line when waiting for their starting sequence to begin. This is also the area where sailors who have finished a race should wait to steer clear of other sailors still racing to the finish.



Start Line



Wait Here

Note: Sailors in the Silver Fleet are to follow all Club Guidelines and Safety Requirements. Sailors are to ensure their craft is safe and are wearing essential safety equipment.



Club Forms

Gosford Sailing Club Volunteer Registration Form

Volunteers may help with the Club's Sailing and Regatta's. This may include:

- Junior Sailing support
- On shore – Beach Masters for Saturday PM junior & senior sailing
- Support Boats – Skipper (must have GSC qualifications) or crew
- Race management personnel (training provided) for club events and Regattas

Please see the following link or the Club Administration Office to access the Gosford Sailing Club Volunteer Registration Form to become a volunteer at Gosford Sailing Club. This form must be completed and returned to Gosford Sailing Club in order to volunteer at Gosford Sailing Club.

Gosford Sailing Club Volunteer Registration Form Link:

http://websites.sportstg.com/get_file.cgi?id=36222615

Gosford Sailing Club Agreement for use of Club Sailing Boats

Gosford Sailing Club is conducting a new initiative across its junior fleets to help encourage growth and provide stability within the clubs. Towards this end, the training classes are being made available to junior sailors. This arrangement is intended to be a transitional one, and to allow your child to gain experience in afternoon racing prior to purchasing their own boat. Demand for use of these trainers is expected to be high. Hence, eligibility for the use of the Clubs boat will be dependent upon your intention to give *serious consideration* to purchasing a boat on completion.

Please see the following link or ask the Club Administration Office to access the Gosford Sailing Club Agreement for use of Club Sailing Boats. This form must be completed and returned to Gosford Sailing Club in order to charter one of the Club's boats.

Gosford Sailing Club Agreement for use of Club Sailing Boats Link:

http://websites.sportstg.com/get_file.cgi?id=36222613

GSC Talented Sailor Youth Scholarship Program

Gosford Sailing Club is now offering a Talented Sailor Youth Scholarship, open to youth and junior sailors who have shown sailing success over the past year. The scholarship is designed encourage GSC junior and youth sailors who demonstrate skills and the desire to represent the Club at State, National and International events.

You are eligible to apply if you have:

- Been accepted into the YNSW talented Sailors program
- Placed in the top 10 in at least 3 state level events
- Placed in the top 20 in at least one national event
- Show dedication to the sport and a willingness to improve

The scholarship has many great attributes, including financial assistance, access to promotion and club fundraising and a fantastic mentoring program.

Please fill out the following two forms available on the link provided below and return them to Gosford Sailing Club if you are interested. Successful applicants will be notified in writing by the GSC Board as soon as practical after the appropriate Board meeting. For more information please go to the club website or ask at the Front office at Gosford Sailing Club.

Junior Scholarship Application Link:

Form 1: http://websites.sportstg.com/get_file.cgi?id=36222310

Form 2: http://websites.sportstg.com/get_file.cgi?id=36222311

Policy	Volunteer Management
Distribution	Management, Staff, OTB Coaches and Volunteers
Further Information Contact	Sailing Manager
Date Ratified by GSC Board	July 2017
Date Issued	August 2017
Implementation Date	September 2017

Introduction

The GSC has a number of occasions whereby members and non-members are requested to assist with the conduct and implementation of club activities and events. This policy outlines the required process and requirements of such volunteers.

Registration

All volunteers involved in activities conducted by GSC will be requested to register and provide appropriate details to GSC from time to time.

- ▶ A registration form will be provided for the collection of such data.
- ▶ GSC will not sell your data under any circumstances. We will not distribute the personal data collected without the prior consent of the individual concerned.
- ▶ GSC will provide 'Temporary' membership for any non-GSC members for the duration of the event.

Induction / Orientation

GSC will provide an orientation and or induction session(s) for all volunteers appropriate to the nature of the event or activity in which they will be involved.

Qualifications & Accreditations

Some activities require volunteers to hold current qualifications and or accreditations.

These may include (but are not limited to):

- ▶ Working With Children Check (mandatory for all volunteers over the age of 18 who will, in the conduct or their activities, have direct contact with children under 18 years of age)
- ▶ Australian Sailing certifications for Race Officers, powerboat drivers, boat crews, coaches & instructors.

It is the responsibility of the Sailing Office or its nominee for each event or activity to ensure that all volunteers provide verification that they possess the current qualifications and / or certifications necessary for the safe conduct of the event or activity.

Liability & Risks

While engaged in a GSC-sanctioned or calendared activity or event, all volunteers will be covered by GSC Public and Professional Liability insurance with the following provisos:

- ▶ Volunteers must act in the best interest of the participants, other volunteers and abide by GSC constitutions and by-laws at all times.
- ▶ Volunteers must not exceed their level of skills or qualifications in the delivery of the event or activity.
- ▶ Additionally, GSC has a Voluntary Workers Insurance policy, details of which are available on request. The coverage of this policy is limited and there are further limits for volunteers in the age bracket between 75 and 80 years. N.B. There is no cover for volunteers who are 80 years of age and above.



Gosford Sailing Club Volunteer Registration Form

Some ways that Volunteers may help with the Clubs Sailing and Regatta - Select where you may assist the Club

- ☐ Junior Sailing support Saturday *
- ☐ On shore – Beach Masters for Saturday PM junior & senior sailing *
- ☐ Support Boats – Skipper (must have GSC qualifications) or crew
- ☐ Race management personnel (training provided) for club events and Regattas
- ☐ Twilight sailing race management
- ☐ Senior Sailing PM Saturdays
- ☐ Sunday Yacht Racing PM
- ☐ Club BBQs
- ☐ Regatta BBQs
- ☐ Magic 25 Skipper
- ☐ Other:

Volunteer:

First Name:

Last Name

Gender: ☐ Male ☐ Female

GSC membership no.

Contact Information:

Address: Suburb:

State: Postcode:

Email:

Home Phone: Mobile:

Emergency Contact Information:

Next of Kin name: Relationship:

Phone: Email:

Qualifications and Checks:

Working with Children Check No: Dated:

(*may be required for any Junior sailing volunteering)

Do you hold any of the following qualifications:

- ☐ Senior first aid
- ☐ AS Safety Boat Handling Certificate
- ☐ RMS Power Boat Licence
- ☐ Radio Licence
- ☐ AS National Powerboat Handling Certificate
- ☐ AS Race Management Cert

Please read and confirm your acceptance by signing below.

- ☐ I am aware that Gosford Sailing Club sailing events involve strenuous outdoor activities in which I may have had no previous experience and which may demand physical and mental effort in a variety of weather conditions and environments, which may result in physical tiredness.
- ☐ In case of injury or illness, I authorize the Gosford Sailing Club to obtain any medical attention deemed appropriate, including ambulances or other rescue transport.
- ☐ I am aware that I shall not be under the influence of alcohol due to consumption prior to or during a period of volunteering and understand that the insurance cover shall become null and void.

Volunteers Signatures:

Name: Signature:

Date: Postcode:

Parent / Guardian Signature (if volunteer is under 18 years of age)

Name: Signature:

Date:

Please return completed form to Gosford Sailing Club (Inc) Attention: Sailing Manager



Gosford Sailing Club Agreement for use of Club Sailing Boats

Gosford Sailing Club is conducting a new initiative across its junior fleets to help encourage growth and provide stability within the clubs. Towards this end, the training classes are being made available to junior sailors. This arrangement is intended to be a transitional one, and to allow your child to gain experience in afternoon racing prior to purchasing their own boat. Demand for use of these trainers is expected to be high. Hence, eligibility for the use of the Club's boat will be dependent upon your intention to give *serious consideration* to purchasing a boat on completion.

The following conditions will apply for use of a Club Sailing Boat

- ▶ A bond of \$350 is payable to Gosford Sailing Club prior to commencement of the first scheduled day's sailing
- ▶ \$200 of the bond is refundable unless the boat has been seriously damaged the balance will be used for maintenance. This fee is inclusive of GST and is independent to any Section Race Fees.
- ▶ Term of use is for the Saturday racing as set down in the sailing instructions for the 2016 sailing season
- ▶ All racing is to be sailed at Gosford and conducted by Gosford Sailing Club.
- ▶ The Skipper and Crew must be a current member of the club at all times for this agreement to be valid.
- ▶ A single Boat will be allocated for use for this period
- ▶ Parents will assume responsibility for the care of the boat from when it is removed from its storage position in the club no earlier than 11am Saturday until it is returned to its storage position immediately after racing & no later than 6pm on the scheduled days
- ▶ The bond will be used to cover the cost of repairs required to the allocated Boat as a result of damage caused during the time specified above
- ▶ Parents are responsible for their children rigging, unrigging, washing & returning the boat to its storage position on completion of racing
- ▶ Boats are not to be left unattended when removed from their storage position either before or after racing
- ▶ The Boat must be placed on their cradle when not on the water (i.e. boats are not to be dragged up on the beach or left resting on the ground)
- ▶ Parents will also be responsible for damage to other boats caused by collisions where a formal protest, or agreement reached with the other boat owner, establishes that their child was at fault

Parents Name Contact Phone #

Child Name Membership #'s

Address: Suburb:

Email:

Parents Name Contact Phone #

Child #2 Name Membership #'s

Address: Suburb:

Email:

Allocated Boat : Opti F11 Laser RS Feva Sail Number.....

I.....andagree to the above conditions and acknowledge that this is transitional period to allow my child to gain experience in afternoon racing prior to purchasing their own boat.

Signed Dated

Signed Dated

Gosford Sailing Club agreement for use of Club Sailing Boats